



Stramit® Patio Roofing Span Tables




Stramit® Patio Roofing Profiles




Stramit Sunset® Patio Roof Panel




Stramit Speed Deck Ultra®
Concealed Fixed Decking



Stramit Longspan® Cladding



Stramit Monoclad® Cladding



Stramit® Corrugated Cladding

Important Notice

Foot traffic loads

The tables show maximum spans (mm) for patio applications, with limited foot traffic load.

During installation and maintenance, boards or ladders should be placed appropriately to distribute load.

Stramit strongly recommends that measures be taken to reduce the risk of foot traffic damage, such as a "No Foot Traffic" notice or sticker, available on request.

How to use the tables

Step 1

Determine whether the patio is monoslope or pitched.

If attached to a house, determine the average height of the roof above ground (h) and the height of the attached patio (h_c) in metres.

Step 2

Based on the intended usage, determine whether the patio will be "blocked under" or "empty under". If in doubt, assume "blocked under".

Empty Under: Goods or materials stored under the patio blocking less than 50% of the cross-sectional area exposed to the wind.

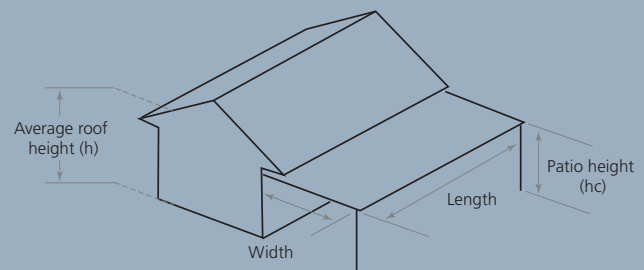
Blocked Under: Goods or materials stored under the patio blocking more than 75% of the cross-sectional area exposed to the wind.

Step 3

By referring to the selection tables, determine which of the span tables A to K is appropriate.

Step 4

Using the appropriate span table (A to K) and the AS4055 wind classification for the location and topography, determine the span (spacing between supports) for the selected roofing profile and thickness.



Stramit® Patio Roofing Selection Tables

For attached patios, use the selection tables below to choose the appropriate span table. For free-standing canopies of any height up to 3.2m, use the span table marked below with an asterisk (*).

Monoslope – empty under

Patio Height (hc)	Average Roof Height (h)		
	$3 \leq h < 4$	$4 \leq h \leq 5$	$5 < h \leq 6.5$
$hc \leq 2.3$	D*	A	A
$2.4 \leq hc < 2.8$	F	C	A
$2.8 \leq hc \leq 3.2$	G	E	B

Monoslope – blocked under

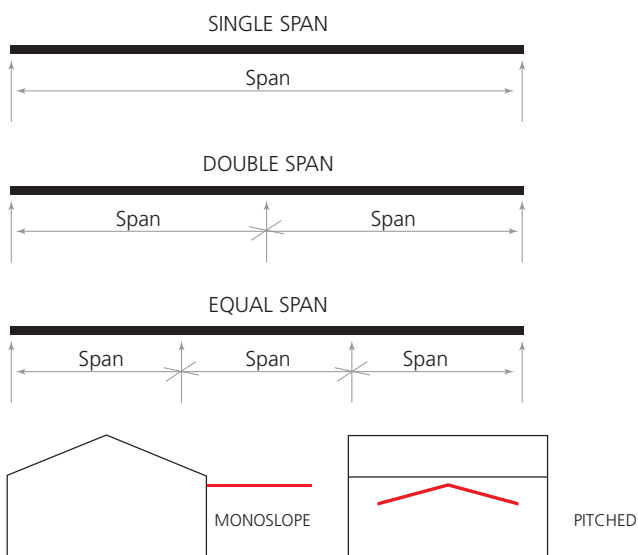
Patio Height (hc)	Average Roof Height (h)		
	$3 \leq h < 4$	$4 \leq h \leq 5$	$5 < h \leq 6.5$
$hc \leq 2.3$	H*	H	H
$2.4 \leq hc < 2.8$	H	H	H
$2.8 \leq hc \leq 3.2$	H	H	H

Pitched Roof – empty under

Patio Height (hc)	Average Roof Height (h)		
	$3 \leq h < 4$	$4 \leq h \leq 5$	$5 < h \leq 6.5$
$hc \leq 2.3$	J*	J	J
$2.4 \leq hc < 2.8$	F	J	J
$2.8 \leq hc \leq 3.2$	G	E	J

Pitched Roof – blocked under

Patio Height (hc)	Average Roof Height (h)		
	$3 \leq h < 4$	$4 \leq h \leq 5$	$5 < h \leq 6.5$
$hc \leq 2.3$	K*	K	K
$2.4 \leq hc < 2.8$	K	K	K
$2.8 \leq hc \leq 3.2$	K	K	K



Stramit Building Products manufactures a range of roofing profiles for patio applications, offering a wide choice of styles and a high quality finish.

Stramit® patio roofing makes it easy to create elegant verandas, patios, barbecue areas and carports.

Now Stramit has issued technical data tested to Australian Standards to accompany these products.

The span tables in this guide are for domestic applications in non-cyclonic regions. For commercial and cyclonic applications, contact Stramit for further information.

Design Notes

- Span tables are based on patio height and average roof heights as specified in the empty under and blocked under selection tables. For heights outside these ranges, contact Stramit for further information.
- Maximum patio height (hc) is 3.2m.
- Average roof height between 3m and 6.5m ($3m \leq h \leq 6.5m$).
- Patio height (hc) must always be less than roof height (h).
- Patio width is no less than 2.1m and length is no less than 3.5m.
- Maximum roof slope is 5° for monoslope and 22.5° for pitched roof.
- The number of supports (beams or purlins) affects the allowable span length. Data is given in each table for:
 - Single Span:** Two supports, one at each end
 - Double Span:** Three equi-spaced supports
 - Equal Spans:** Four or more equi-spaced supports.

Reading the span tables

Example

Step 1

For a monoslope patio roof attached to a house, take measurements of the average roof height of the house 'h' and height of the patio 'hc'.

Assume that: h = 5m
hc = 2.5m

Step 2

Assume that the patio will be used as an outdoor entertainment area and that the cross-sectional blockage will be less than 50%. Therefore, the "Empty Under" table is applicable.

Step 3

Reading off the "Empty Under" table, with h = 5m, hc = 2.5m, span table C will be used to determine the spans.

Monoslope – empty under

Patio Height (hc)	Average Roof Height (h)		
	3 ≤ h < 4	4 ≤ h ≤ 5	5 < h ≤ 6.5
hc ≤ 2.3	D	A	A
2.4 ≤ hc < 2.8	F	C	A
2.8 ≤ hc ≤ 3.2	G	E	B

Step 4

Assume the wind classification for the area is N1 and the roofing profile is Stramit® Corrugated cladding 0.48mm BMT thickness, in a single span configuration. From span table C, the maximum allowable single span is 2160mm.

C

	THICKNESS BMT (mm)	FASTENERS PER SHEET	MINIMUM SLOPE	MAXIMUM SPAN LENGTH															
				SINGLE						DOUBLE						EQUAL			
				WIND CLASSIFICATION															
				N1	N2	N3	N4	N5	N6	N1	N2	N3	N4	N5	N6	N1	N2	N3	N4
Stramit Sunset®	0.42	2	1°	4040	4040	2890	2180			4330	4330	2630							
Stramit Speed Deck Ultra®	0.42	3	1°	3000	3000	2910	2670	2200		3000	3000	3000	2630			3000	3000	3000	2630
	0.48	3	1°	3000	3000	2950	2740	2340		3000	3000	3000	2740			3000	3000	3000	2740
Stramit Longspan®	0.42	3	3°	3000	3000	2720	2200			3000	3000	2690	2050			3000	3000	3000	2050
	0.48	3	3°	3000	3000	2980	2580			3000	3000	3000	2500			3000	3000	3000	2500
Stramit Monoclad®	0.42	4	2°	2700	2700	2370				3000	3000	2660	2040			3000	3000	2920	2610
	0.48	4	2°	2820	2820	2540	2250			3000	3000	2920	2610			3000	3000	2920	2610
Stramit® Corrugated	0.42	3	5°							2460	2460	2050	1620			2460	2460	2050	1620
	0.48	3	5°							2160	2160	2280	1780			2160	2160	2280	1780

Stramit® Patio Roofing Span Tables

A

	THICKNESS BMT (mm)	FASTENERS PER SHEET	MINIMUM SLOPE	MAXIMUM SPAN LENGTH (mm)																	
				SINGLE						DOUBLE						EQUAL					
				WIND CLASSIFICATION																	
				N1	N2	N3	N4	N5	N6	N1	N2	N3	N4	N5	N6	N1	N2	N3	N4	N5	N6
Stramit Sunset®	0.42	2	1°	4430	4430	3600	2620			4500	4500	3600	2240								
Stramit Speed Deck Ultra®	0.42	3	1°	3000	3000	3000	2840	2580	2130	3000	3000	3000	2890	2380	1840	2780	2780	2670	2460	2180	1740
	0.48	3	1°	3000	3000	3000	2890	2660	2270	3000	3000	3000	2980	2550	1970	2800	2800	2710	2520	2270	1870
Stramit Longspan®	0.42	3	3°	3000	3000	2970	2560			3000	3000	3000	2460	1860	1200	3000	3000	2960	2250	1610	
	0.48	3	3°	3000	3000	3000	2860	2430		3000	3000	3000	2990	2300	1890	3000	3000	3000	2750	2100	1600
Stramit Monoclad®	0.42	4	2°	2910	2910	2590	2270			3000	3000	3000	2420	1910	1590	3000	3000	2830	2390	1940	1640
	0.48	4	2°	2980	2980	2710	2440	2170		3000	3000	3000	2830	2500	2200	3000	3000	2830	2580	2300	2030
Stramit® Corrugated	0.42	3	5°	2190	2190					2680	2680	2320	1860	1510	1170	2580	2580	2190	1720	1380	960
	0.48	3	5°	2380	2380					2970	2970	2540	2110	1640	1180	2800	2800	2420	1950	1450	1090

B

	THICKNESS BMT (mm)	FASTENERS PER SHEET	MINIMUM SLOPE	MAXIMUM SPAN LENGTH (mm)																	
				SINGLE						DOUBLE						EQUAL					
				WIND CLASSIFICATION																	
				N1	N2	N3	N4	N5	N6	N1	N2	N3	N4	N5	N6	N1	N2	N3	N4	N5	N6
Stramit Sunset®	0.42	2	1°	4260	4260	3170	2370			4500	4500	3050	1910			2750	2750	2600	2370	2030	1520
Stramit Speed Deck Ultra®	0.42	3	1°	3000	3000	2960	2750	2420		3000	3000	3000	2760	2110	1640	2750	2750	2600	2370	2030	1520
	0.48	3	1°	3000	3000	3000	2820	2550		3000	3000	3000	2860	2260	1750	2780	2780	2650	2440	2150	1640
Stramit Longspan®	0.42	3	3°	3000	3000	2840	2370			3000	3000	2950	2250	1600		3000	3000	2670	2030	1300	
	0.48	3	3°	3000	3000	3000	2720	2240		3000	3000	3000	2740	2090	1590	3000	3000	3000	2480	1930	1320
Stramit Monoclad®	0.42	4	2°	2800	2800	2470	2150			3000	3000	2920	2210	1750	1470	2970	2970	2740	2210	1780	1510
	0.48	4	2°	2900	2900	2620	2340			3000	3000	3000	2710	2370	2050	2970	2970	2750	2480	2180	1900
Stramit® Corrugated	0.42	3	5°							2570	2570	2190	1720	1370		2450	2450	2030	1610	1220	780
	0.48	3	5°	2270	2270					2790	2790	2410	1940	1450	1090	2650	2650	2260	1760	1230	990

These tables show maximum spans (mm) for patio applications with LIMITED FOOT TRAFFIC LOAD.

Procurement

Prices

Prices of Stramit® cladding and accessories can be obtained from your nearest Stramit location or distributor of Stramit® products. As Stramit does not provide an installation service, ask your tradesperson for a supply and fix price. Contact your nearest Stramit location for the names of tradespersons in your area.

Length

Stramit® cladding is supplied cut-to-length. When designing or transporting long products ensure that the length is within the limit of the local transport authority regulations. The manufacturing tolerance on the length of product supplied is +0, -15mm.

Ordering

Stramit® cladding can be ordered directly, through distributors, or supplied and fixed by a roofing contractor.

Delivery/Unloading

Delivery can normally be made within 48 hours, subject to the delivery location, quantity and material availability, or can be at a pre-arranged date and time. Please ensure that suitable arrangements have been made for truck unloading, as this is the responsibility of the receiver. Pack mass may be up to one tonne. When lifting Stramit® cladding, care should be taken to ensure that the load is spread to prevent damage.

Handling/Storage

Stramit® cladding should be handled with care at all times to preserve the product capabilities and quality of the finish. Packs should always be kept dry and stored above ground level while on site. If the sheets become wet, they should be separated, wiped and placed in the open to promote drying.

Additional Information

As well as our standard range of Technical Manuals, Installation Leaflets, Case Studies and other promotional literature, Stramit has a series of Guides to aid design. These include:

- Roof Slope Guide
- Foot Traffic Guide
- Concealed Fixed Decking
- Bullnosing, Curving and Crimping
- Acoustic Panels
- Cyclonic Areas
- Spring Curving Guide

Please contact your nearest Stramit location or visit www.stramit.com.au to download Stramit literature.

Other Products

Stramit offers a wide range of building products, including:

- Purlins and girts
- Formwork decking
- Roof and wall sheeting
- Lightweight structural sections
- Truss components
- Gutters and downpipes
- Fascia
- Custom flashing
- Insulating products
- Fasteners

For additional and comprehensive information on individual roofing products refer to Stramit's technical literature, available from any Stramit Building Products branch or the Stramit website:

www.stramit.com.au

For fixing details such as fastener size, quantity and locations, refer to the Stramit® Product Technical Manuals and the Stramit Receiver Channel for Patio Roofing brochure, on the Stramit website.

New South Wales

Sydney (02) 9834 0900
Queanbeyan (02) 6297 3533
Orange (02) 6361 0444
Albury (02) 6041 7600
Newcastle (02) 4954 5033
Coffs Harbour (02) 6652 6333
Murwillumbah (02) 6672 8542

Northern Territory

Darwin (08) 8947 0780

South Australia

Adelaide (08) 8262 4444

Western Australia

Perth (08) 9493 8800

Queensland

Brisbane (07) 3803 9999
Sunshine Coast (07) 5456 4083
Maryborough (07) 4121 2433
Rockhampton (07) 4936 2577
Mackay (07) 4942 3488
Townsville (07) 4779 0844
Cairns (07) 4045 3069

Victoria

Melbourne (03) 9237 6300
Bendigo (03) 5448 6400
Mildura (03) 5018 4800

Tasmania

Hobart (03) 6263 5536



www.stramit.com.au

The information in this brochure is, as far as possible, accurate at the date of publication. Before application in a particular situation, Stramit recommends that appropriate independent, qualified expert advice be obtained confirming the suitability of the product(s) and information in question for the application proposed. While Stramit accepts its legal obligations, be aware that to the extent permitted by law, Stramit disclaims all liability (including liability for negligence) for all loss and damage resulting from the use of information provided in this publication.

© Trade marks of Stramit Corporation Pty Limited ABN 57 005 010 195
Trading as Stramit Building Products. A member of the Fletcher Building Group.
© Stramit Corporation Pty Limited, June 2012