

**COLOURSMART
COLORBOND®
FENCING**

COLORBOND® COLOURSMART PANEL
WIDTHS 2400, 3180; HEIGHTS 1200, 1500, 1800, 2100



COLORBOND® COLOURSMART GATE
WIDTHS 930, 1720; HEIGHTS 1200, 1500, 1800, 2100

**1800mm High Panel Shown

FRONT ELEVATION

OXWORKS™

STANDARDS

- **AS1397** Formability & Structural Grades of Steel:
Posts & Rails 0.8mm / Infill Sheets 0.35mm
Base Metal Thickness (BMT)
- **AS2728**
Coated Mass & Paint Film Thickness

COLORBOND® COLOURSMART PANELS

2400mm wide Coloursmart Panel consists of:

- 3 x Infill Sheets (835mm Wide Overlapped)
- 2 x CS Channel Posts
- 2 x 2400mm CS Rails
- 12 of 10-16*16 Tek Screws per Panel
(Sold Separately)

3180mm wide Coloursmart Panel consists of:

- 4 x Infill Sheets (835mm Wide Overlapped)
- 2 x CS Channel Posts
- 2 x 3180mm CS Rails
- 16 of 10-16*16 Tek Screws per Panel
(Sold Separately)

COLORBOND® COLOURSMART GATES

- **Single Gates (930mm Wide):**
1 x Infill Sheets; 2 x CS Gate Stile;
2 x 830mm CS Rail;
16 of 10-16*16 Tek Screws per Single Gate
(Sold Separately)
- **Double Gates (1720mm Wide per Leaf):**
2 x Infill Sheets; 2 x CS Gate Stile;
2 x 1620mm CS Rail;
16 of 10-16*16 Tek Screws per Double Gate
Leaf (Sold Separately)

Available in 22 Colorbond® Steel Fencing colours, guaranteed to meet AS2728.

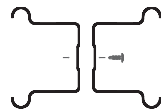


Colorbond®

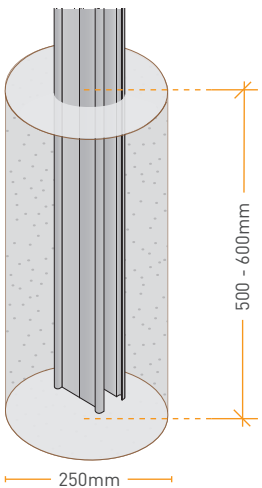
TITLE: **COLORBOND® COLOURSMART
PANEL AND GATE
SPECIFICATIONS**

CONTACT: sales@oxworks.com.au

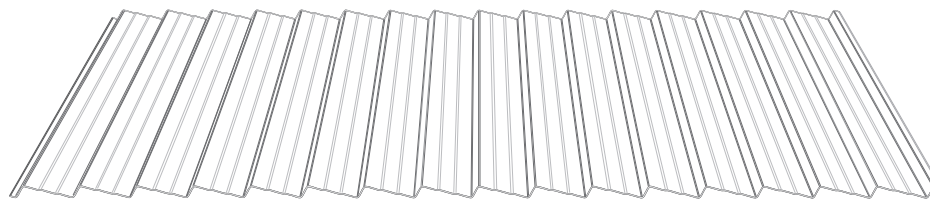
oxworks.com.au ☎ 1300 336 237



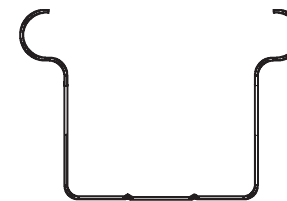
BACK TO BACK POST DETAIL



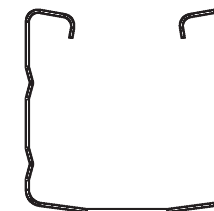
IN GROUND POST DETAIL




COLOURSMART ZIG ZAG PROFILE
0.35MM BASE METAL THICKNESS (BMT)



**COLOURSMART POST
PROFILE - 0.8 BMT**



**COLOURSMART RAIL
PROFILE - 0.8 BMT**



COLOURSMART PANEL
(2400 x 1800mm SHOWN)

STANDARDS

- **AS1397** Formability & Structural Grades of Steel:
Posts & Rails 0.8mm / Infill Sheets 0.35mm
Base Metal Thickness (BMT)
- **AS2728**
Coated Mass & Paint Film Thickness

COLORBOND® COLOURSMART PANELS

2400mm wide Coloursmart Panel consists of:

- 3 x Infill Sheets (835mm Wide Overlapped)
- 2 x CS Channel Posts
- 2 x 2400mm CS Rails
- 12 of 10-16*16 Tek Screws per Panel
(Sold Separately)

3180mm wide Coloursmart Panel consists of:

- 4 x Infill Sheets (835mm Wide Overlapped)
- 2 x CS Channel Posts
- 2 x 3180mm CS Rails
- 16 of 10-16*16 Tek Screws per Panel
(Sold Separately)

COLORBOND® COLOURSMART GATES

• Single Gates (930mm Wide):

- 1 x Infill Sheets; 2 x CS Gate Stile;
- 2 x 830mm CS Rail;

16 of 10-16*16 Tek Screws per Single Gate
(Sold Separately)

• Double Gates (1720mm Wide per Leaf):

- 2 x Infill Sheets; 2 x CS Gate Stile;
- 2 x 1620mm CS Rail;

16 of 10-16*16 Tek Screws per Double Gate
Leaf (Sold Separately)

Available in 22 Colorbond® Steel Fencing colours, guaranteed to meet AS2728.



Colorbond®

TITLE: **COLORBOND® COLOURSMART**
TYPICAL CONFIGURATION
(2400 X 1800MM PANEL SHOWN)

CONTACT: sales@oxworks.com.au

oxworks.com.au 📞 1300 336 237

STANDARDS

- **AS1397** Formability & Structural Grades of Steel:
Posts & Rails 0.8mm / Infill Sheets 0.35mm
Base Metal Thickness (BMT)
- **AS2728**
Coated Mass & Paint Film Thickness

COLORBOND® COLOURSMART PANELS

2400mm wide Coloursmart Panel consists of:

- 3 x Infill Sheets (835mm Wide Overlapped)
- 2 x CS Channel Posts
- 2 x 2400mm CS Rails
- 12 of 10-16*16 Tek Screws per Panel
(Sold Separately)

3180mm wide Coloursmart Panel consists of:

- 4 x Infill Sheets (835mm Wide Overlapped)
- 2 x CS Channel Posts
- 2 x 3180mm CS Rails
- 16 of 10-16*16 Tek Screws per Panel
(Sold Separately)

COLORBOND® COLOURSMART GATES

• Single Gates (930mm Wide):

- 1 x Infill Sheets; 2 x CS Gate Stile;
- 2 x 830mm CS Rail;

16 of 10-16*16 Tek Screws per Single Gate
(Sold Separately)

• Double Gates (1720mm Wide per Leaf):

- 2 x Infill Sheets; 2 x CS Gate Stile;
- 2 x 1620mm CS Rail;

16 of 10-16*16 Tek Screws per Double Gate
Leaf (Sold Separately)

Available in 22 Colorbond® Steel Fencing colours, guaranteed to meet AS2728.

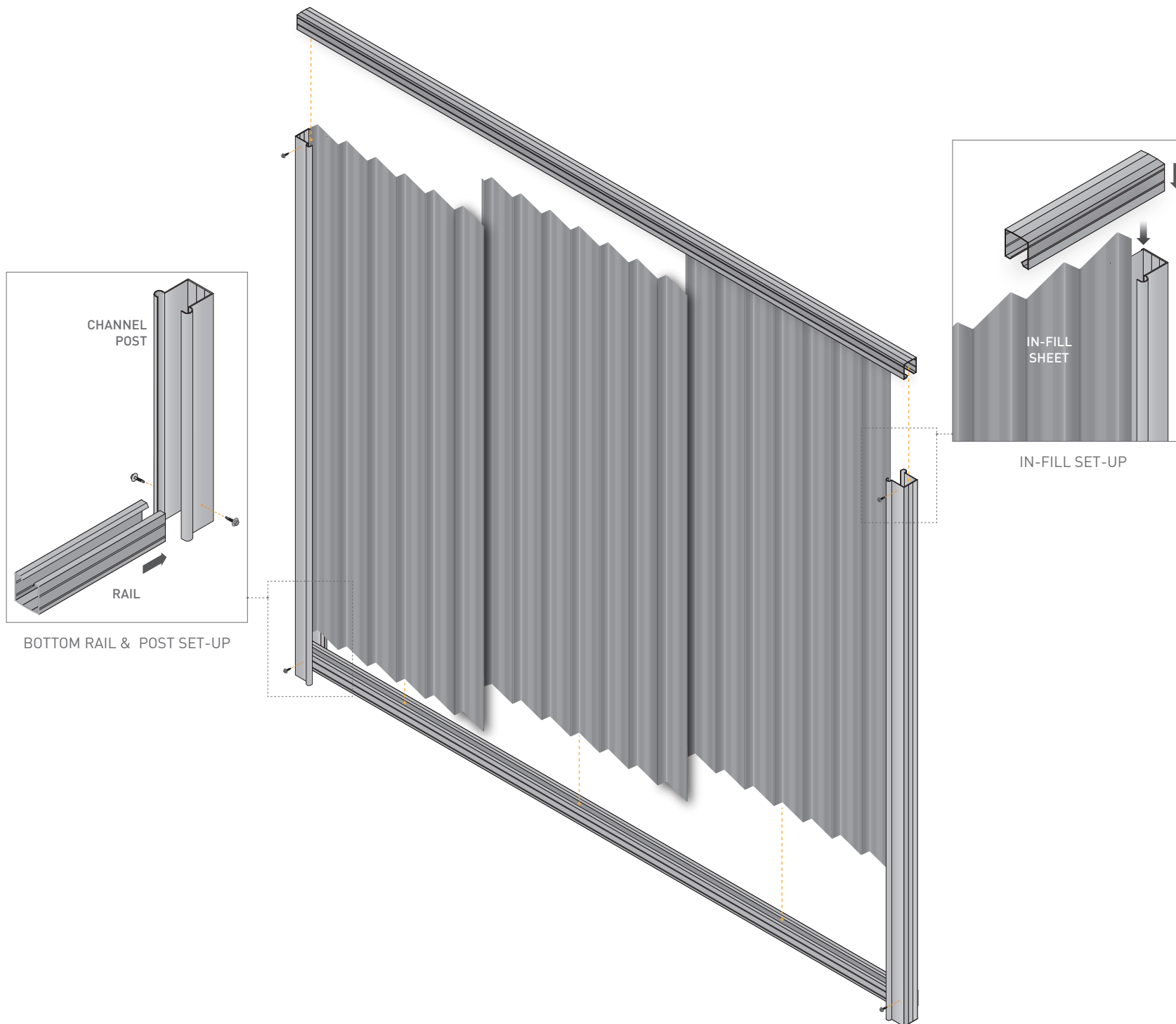


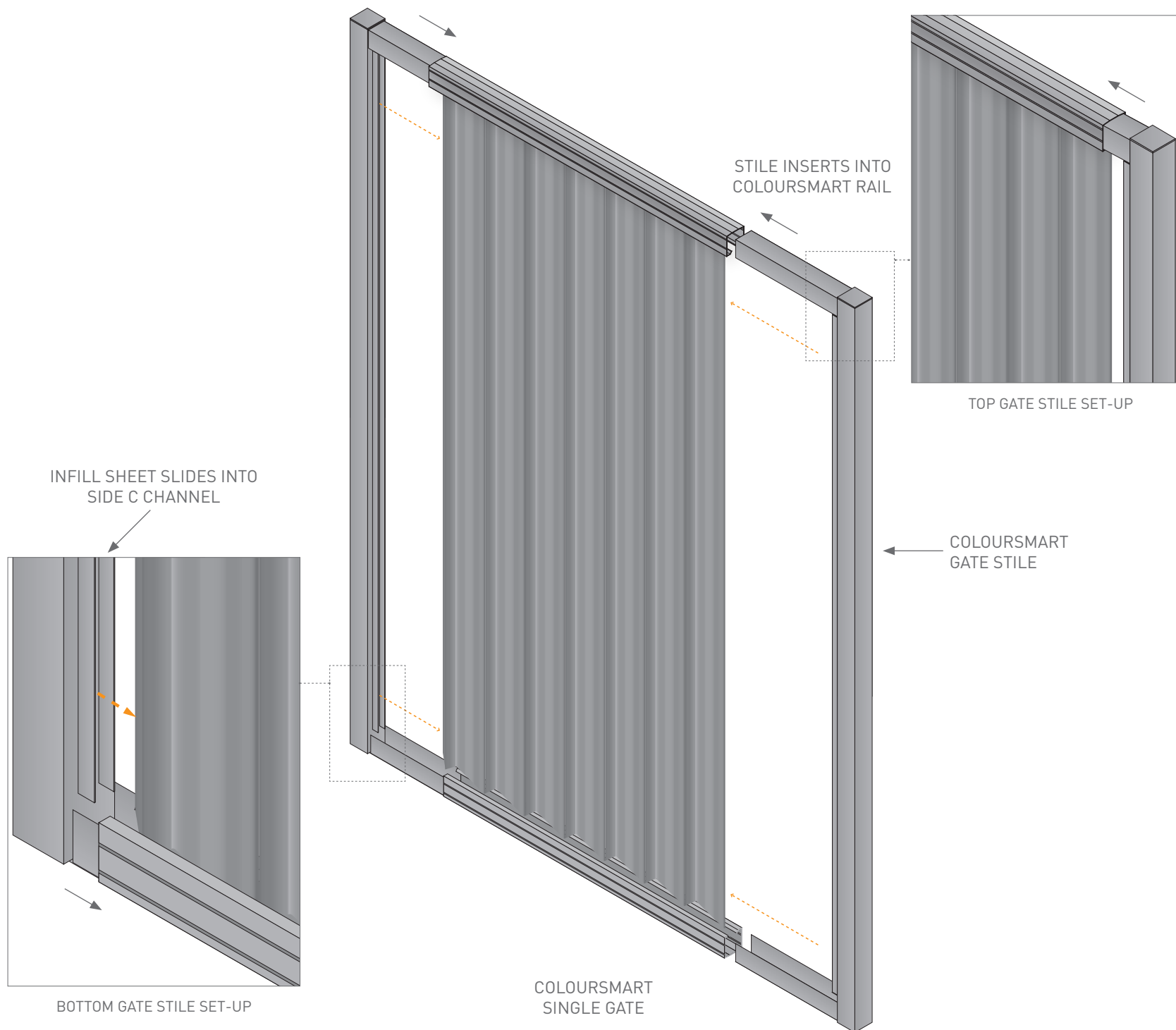
Colorbond®

TITLE: **COLORBOND® COLOURSMART
PANEL UNASSEMBLED
CONFIGURATION**

CONTACT: sales@oxworks.com.au

oxworks.com.au ☎ 1300 336 237





STANDARDS

- **AS1397** Formability & Structural Grades of Steel:
Posts & Rails 0.8mm / Infill Sheets 0.35mm
Base Metal Thickness (BMT)
- **AS2728**
Coated Mass & Paint Film Thickness

COLORBOND® COLOURSMART PANELS

2400mm wide Coloursmart Panel consists of:

- 3 x Infill Sheets (835mm Wide Overlapped)
- 2 x CS Channel Posts
- 2 x 2400mm CS Rails
- 12 of 10-16*16 Tek Screws per Panel
(Sold Separately)

3180mm wide Coloursmart Panel consists of:

- 4 x Infill Sheets (835mm Wide Overlapped)
- 2 x CS Channel Posts
- 2 x 3180mm CS Rails
- 16 of 10-16*16 Tek Screws per Panel
(Sold Separately)

COLORBOND® COLOURSMART GATES

• Single Gates (930mm Wide):

- 1 x Infill Sheets; 2 x CS Gate Stile;
- 2 x 830mm CS Rail;

16 of 10-16*16 Tek Screws per Single Gate
(Sold Separately)

• Double Gates (1720mm Wide per Leaf):

- 2 x Infill Sheets; 2 x CS Gate Stile;
- 2 x 1620mm CS Rail;

16 of 10-16*16 Tek Screws per Double Gate
Leaf (Sold Separately)

Available in 22 Colorbond® Steel Fencing colours, guaranteed to meet AS2728.

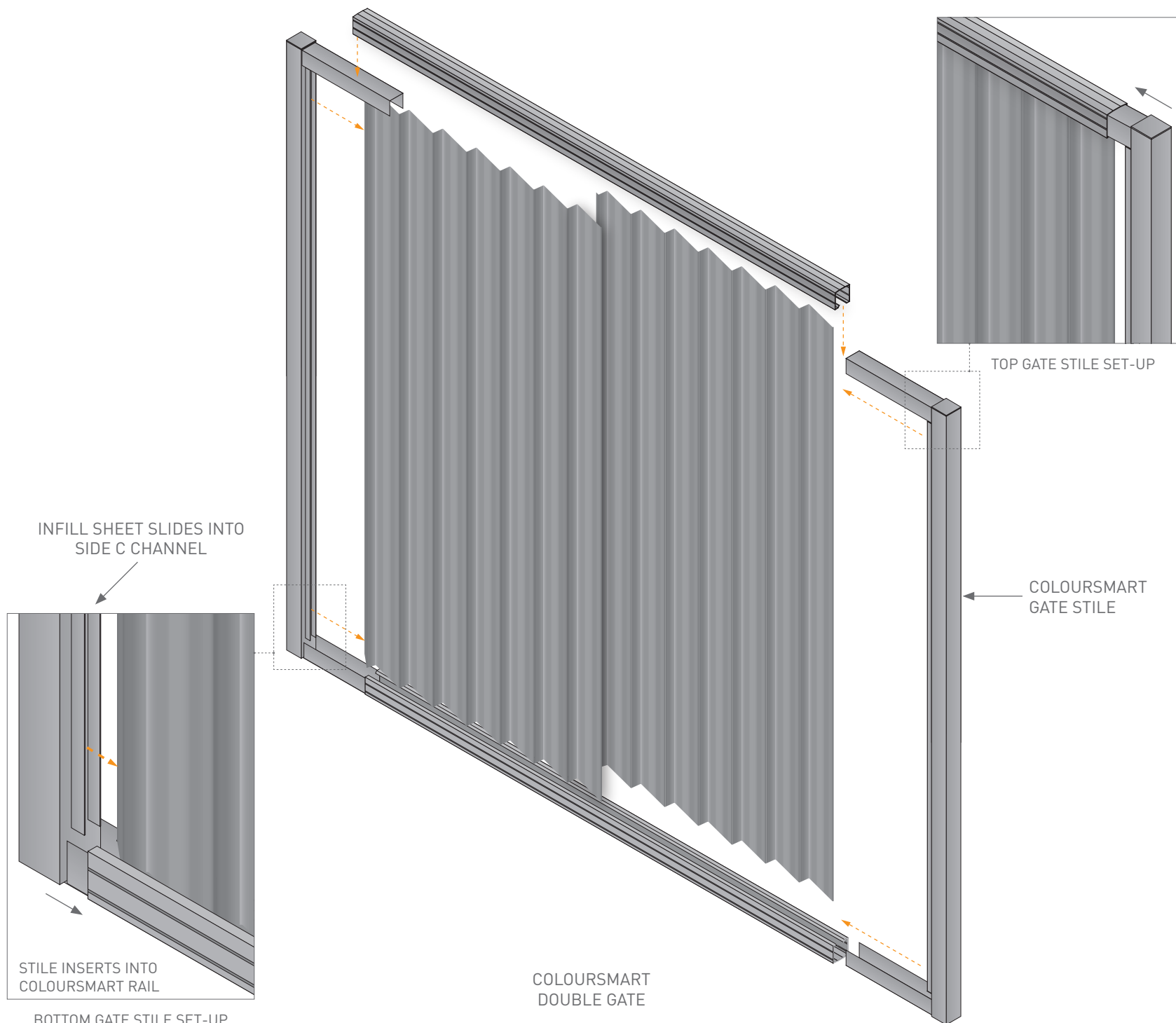


Colorbond®

TITLE: **COLORBOND® COLOURSMART
SINGLE GATE UNASSEMBLED
CONFIGURATION**

CONTACT: sales@oxworks.com.au

oxworks.com.au 📞 1300 336 237



OXWORKS™

STANDARDS

- **AS1397** Formability & Structural Grades of Steel:
Posts & Rails 0.8mm / Infill Sheets 0.35mm
Base Metal Thickness (BMT)
- **AS2728**
Coated Mass & Paint Film Thickness

COLORBOND® COLOURSMART PANELS

2400mm wide Coloursmart Panel consists of:

- 3 x Infill Sheets (835mm Wide Overlapped)
- 2 x CS Channel Posts
- 2 x 2400mm CS Rails
- 12 of 10-16*16 Tek Screws per Panel
(Sold Separately)

3180mm wide Coloursmart Panel consists of:

- 4 x Infill Sheets (835mm Wide Overlapped)
- 2 x CS Channel Posts
- 2 x 3180mm CS Rails
- 16 of 10-16*16 Tek Screws per Panel
(Sold Separately)

COLORBOND® COLOURSMART GATES

• **Single Gates (930mm Wide):**

- 1 x Infill Sheets; 2 x CS Gate Stile;
- 2 x 830mm CS Rail;

16 of 10-16*16 Tek Screws per Single Gate
(Sold Separately)

• **Double Gates (1720mm Wide per Leaf):**

- 2 x Infill Sheets; 2 x CS Gate Stile;
- 2 x 1620mm CS Rail;

16 of 10-16*16 Tek Screws per Double Gate
Leaf (Sold Separately)

Available in 22 Colorbond® Steel Fencing colours, guaranteed to meet AS2728.



Colorbond®

TITLE: **COLORBOND® COLOURSMART
DOUBLE GATE UNASSEMBLED
CONFIGURATION**

CONTACT: sales@oxworks.com.au

oxworks.com.au ☎ 1300 336 237

STANDARD COLOUR RANGE - IN STOCK

Colorbond®



SURFMIST® SM
Frost
Off White



DOMAIN® DO
Classic Cream
Primrose



PAPERBARK® PA
Terrace
Merino



EVENING HAZE® EH
Summershade
Mossvale Sands



SHALE GREY® SG
Snow Gum
Gull Grey



DUNE® DU
Seedpod
Grey Birch



RIVERSAND® RI



PALE EUCALYPT® PE
Meadow
Mist Green



WILDERNESS® WN
Willow
Rivergum Green



JASPER® JA
Plateau



BASALT® BA



IRONSTONE® IR
Dark Ash



WOODLAND GREY® WG
Grey Ridge
Slate Grey



MONUMENT® MO
Shadow

EXTENDED COLOUR RANGE - IN STOCK

Colorbond®



WALLABY® WA



WINDSPRAY® WS
Haze
Armour Grey



DEEP OCEAN® DE
Bluestone
Mountain Blue



MANOR RED® MR
Red Oak
Heritage Red



NIGHT SKY® BL
Eclipse
Black

Posts & Rails Only



BUSHLAND® BU
Tea Tree



COTTAGE GREEN® CG
Evergreen
Caulfield Green



HARVEST® HA
Wheat



ESTATE® ES
Ironbark

While Stocks Last



HEDGE® HE
Plantation

While Stocks Last

OXWORKS™

Colorbond®
FENCING REFRESH

COLORBOND® FENCING COLOUR NAMES & ALIASES

STANDARDS

- **AS1397**
Formability & Structural Grades of Steel:
 - Posts & Rails 0.8mm
 - Base Metal Thickness (BMT)
 - Infill Sheets 0.35mm BMT
- **AS2728**
Coated Mass & Paint Film Thickness

AVAILABILITY

- All colours available **IN STOCK** at all Stores
- New Colours Available from Feb 2016

NOTE: As printers, monitors and phone screens can differ in the way they display colours, these colour swatches should be used as an indicative guide only.



TITLE: **COLORBOND® STEEL FENCING
COLOUR RANGE**

CONTACT: sales@oxworks.com.au

oxworks.com.au 1300 336 237

**COLOURSMART
BREEZEWAY
COLORBOND®
FENCING**

COLORBOND® COLOURSMART BREEZEWAY PANEL
WIDTHS 2400, 3180; HEIGHTS 1200, 1500, 1800, 2100



COLORBOND® COLOURSMART BREEZEWAY GATE
WIDTHS 930, 1720; HEIGHTS 1200, 1500, 1800, 2100

**1800mm High Panel Shown

FRONT ELEVATION

OXWORKS™

STANDARDS

- **AS1397** Formability & Structural Grades of Steel:
 - Posts & Rails 0.8mm / Infill Sheets 0.35mm Base Metal Thickness (BMT)
- **AS2728** Coated Mass & Paint Film Thickness

COLORBOND® BREEZEWAY PANELS

2400mm wide Breezeway Panel consists of:

- 3 x Overlapped Sheets [835mm Wide]
- 2 x CS Channel Posts
- 3 x 2400mm CS Rails
- 3 of 65 x 16 x 2400mm Slats (Cut on site)
- 2 of Pre-Slotted 50 x 50 x 250mm Breezeway Posts with 14mm Slat Spacings

3180mm wide Breezeway Panel consists of:

- 4 x Overlapped Sheets [835mm Wide]
- 2 x CS Channel Posts
- 3 x 3180mm CS Rails
- 3 of 65 x 16 x 3600mm Slats (Cut on site)
- 2 of Pre-Slotted 50 x 50 x 250mm Breezeway Posts with 14mm Slat Spacings

COLORBOND® BREEZEWAY GATES

Single Gates are 930mm Wide:

- 1 x Infill Sheets;
- 2 x Breezeway Gate Stile;
- 3 x 830mm CS Rail;
- 3 of 65 x 16 x 820mm Slats

Double Gates are 1720mm Wide per Leaf:

- 2 x Infill Sheets;
- 2 x Breezeway Gate Stile;
- 3 x 1620mm CS Rail;
- 3 of 65 x 16 x 1610mm Slats

Available in 22 Colorbond® Steel Fencing colours, guaranteed to meet AS2728.

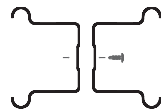


Colorbond®

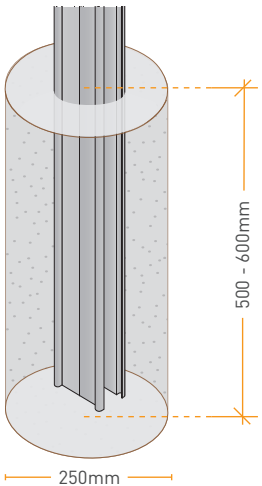
TITLE: **COLOURSMART BREEZEWAY PANEL & GATE SPECIFICATIONS**

CONTACT: sales@oxworks.com.au

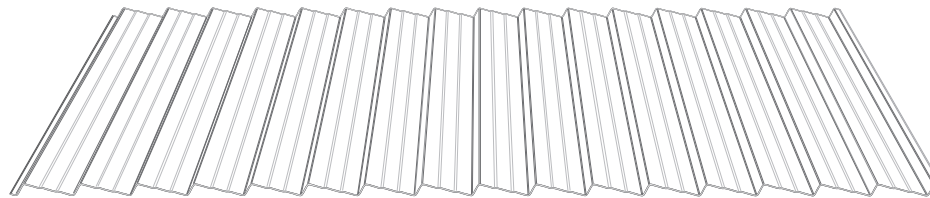
oxworks.com.au ☎ 1300 336 237



BACK TO BACK POST DETAIL



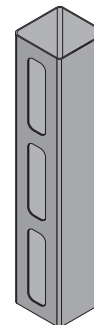
IN GROUND POST DETAIL



BREEZEWAY ZIG ZAG PROFILE
0.35MM BASE METAL THICKNESS (BMT)

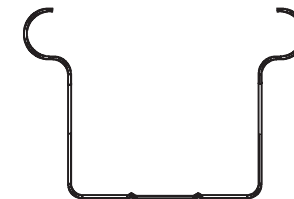


65 X 16MM
POWDER COATED
ALUMINIUM SLAT

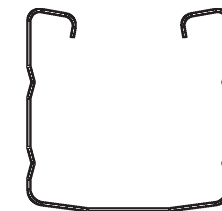


POWDER COATED
BREEZEWAY
PRE-SLOTTED
ALUMINIUM POST
14MM SPACINGS


BREEZEWAY PANEL INFILL



**COLOURSMART POST
PROFILE - 0.8 BMT**



**COLOURSMART RAIL
PROFILE - 0.8 BMT**



COLOURSMART BREEZEWAY PANEL
(2400 x 1800mm SHOWN)

OXWORKS™

STANDARDS

- **AS1397** Formability & Structural Grades of Steel:
 - Posts & Rails 0.8mm / Infill Sheets 0.35mm Base Metal Thickness (BMT)
- **AS2728** Coated Mass & Paint Film Thickness

COLORBOND® BREEZEWAY PANELS

2400mm wide Breezeway Panel consists of:

- 3 x Overlapped Sheets (835mm Wide)
- 2 x CS Channel Posts
- 3 x 2400mm CS Rails
- 3 of 65 x 16 x 2400mm Slats (Cut on site)
- 2 of Pre-Slotted 50 x 50 x 250mm Breezeway Posts with 14mm Slat Spacings

3180mm wide Breezeway Panel consists of:

- 4 x Overlapped Sheets (835mm Wide)
- 2 x CS Channel Posts
- 3 x 3180mm CS Rails
- 3 of 65 x 16 x 3600mm Slats (Cut on site)
- 2 of Pre-Slotted 50 x 50 x 250mm Breezeway Posts with 14mm Slat Spacings

COLORBOND® BREEZEWAY GATES

Single Gates are 930mm Wide:

- 1 x Infill Sheets;
- 2 x Breezeway Gate Stile;
- 3 x 830mm CS Rail;
- 3 of 65 x 16 x 820mm Slats

Double Gates are 1720mm Wide per Leaf:

- 2 x Infill Sheets;
- 2 x Breezeway Gate Stile;
- 3 x 1620mm CS Rail;
- 3 of 65 x 16 x 1610mm Slats

Available in 22 Colorbond® Steel Fencing colours, guaranteed to meet AS2728.

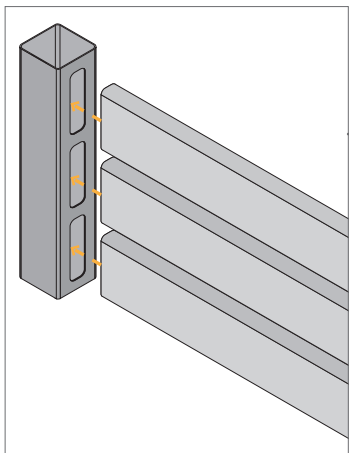


Colorbond®

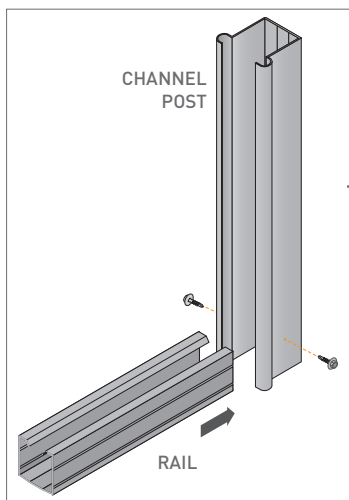
TITLE: **COLOURSMART BREEZEWAY
TYPICAL CONFIGURATION
(2400 X 1800MM PANEL SHOWN)**

CONTACT: sales@oxworks.com.au

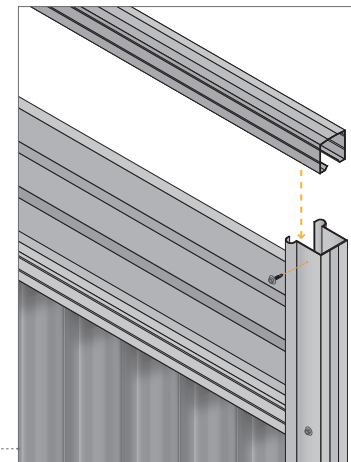
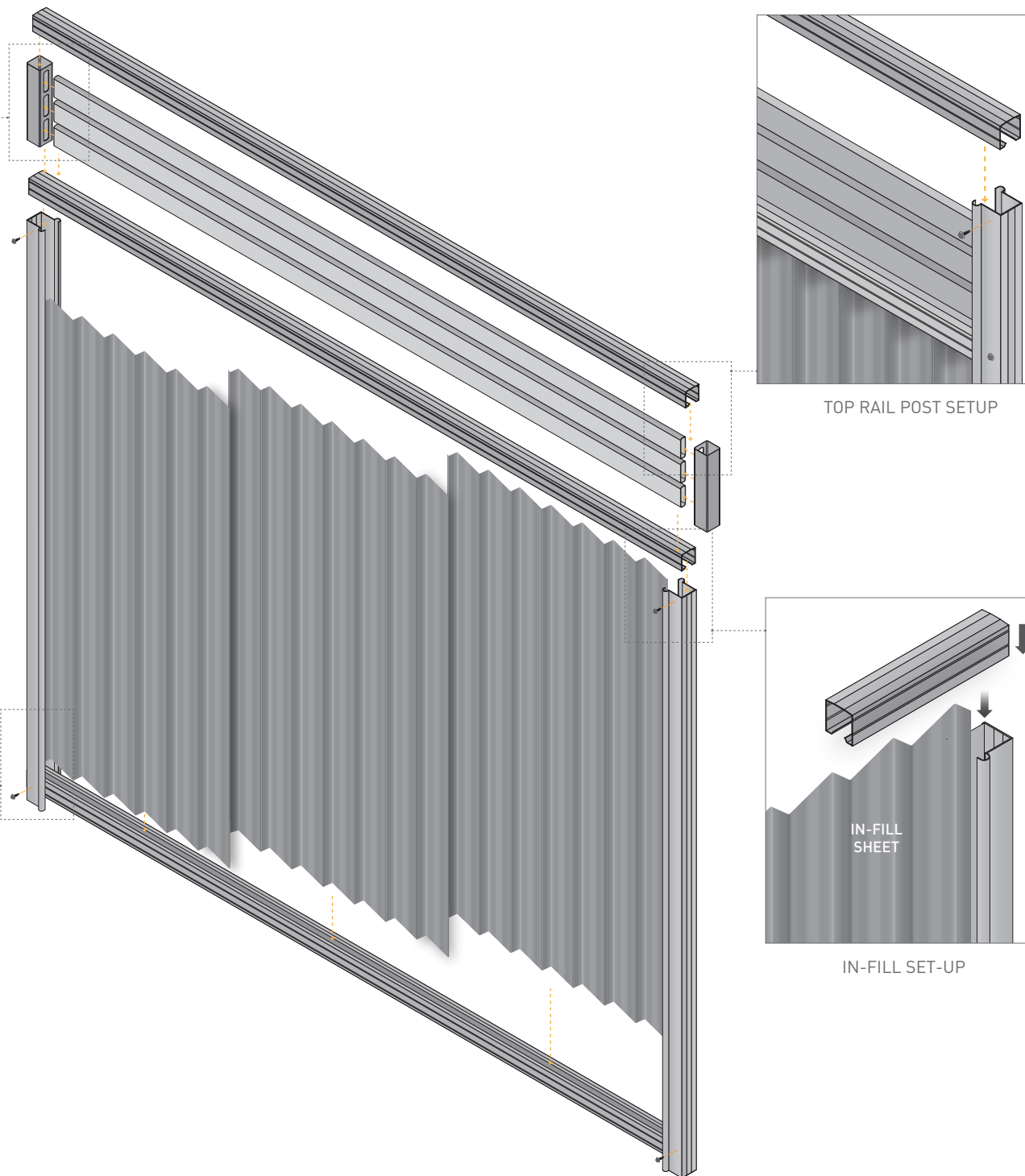
oxworks.com.au ☎ 1300 336 237



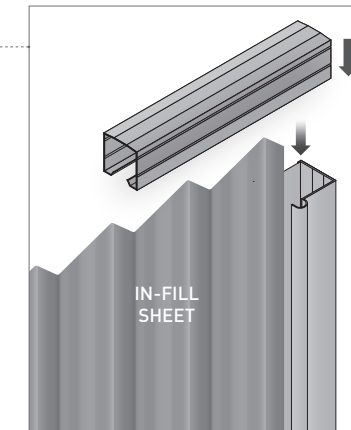
BREEZEWAY SLAT SETUP



BOTTOM RAIL & POST SET-UP



TOP RAIL POST SETUP



IN-FILL SET-UP

OXWORKS™

STANDARDS

- AS1397 Formability & Structural Grades of Steel:
 - Posts & Rails 0.8mm / Infill Sheets 0.35mm Base Metal Thickness (BMT)
- AS2728 Coated Mass & Paint Film Thickness

COLORBOND® BREEZEWAY PANELS

2400mm wide Breezeway Panel consists of:

- 3 x Overlapped Sheets (835mm Wide)
- 2 x CS Channel Posts
- 3 x 2400mm CS Rails
- 3 of 65 x 16 x 2400mm Slats (Cut on site)
- 2 of Pre-Slotted 50 x 50 x 250mm Breezeway Posts with 14mm Slat Spacings

3180mm wide Breezeway Panel consists of:

- 4 x Overlapped Sheets (835mm Wide)
- 2 x CS Channel Posts
- 3 x 3180mm CS Rails
- 3 of 65 x 16 x 3600mm Slats (Cut on site)
- 2 of Pre-Slotted 50 x 50 x 250mm Breezeway Posts with 14mm Slat Spacings

COLORBOND® BREEZEWAY GATES

Single Gates are 930mm Wide:

- 1 x Infill Sheets;
- 2 x Breezeway Gate Stile;
- 3 x 830mm CS Rail;
- 3 of 65 x 16 x 820mm Slats

Double Gates are 1720mm Wide per Leaf:

- 2 x Infill Sheets;
- 2 x Breezeway Gate Stile;
- 3 x 1620mm CS Rail;
- 3 of 65 x 16 x 1610mm Slats

Available in 22 Colorbond® Steel Fencing colours, guaranteed to meet AS2728.

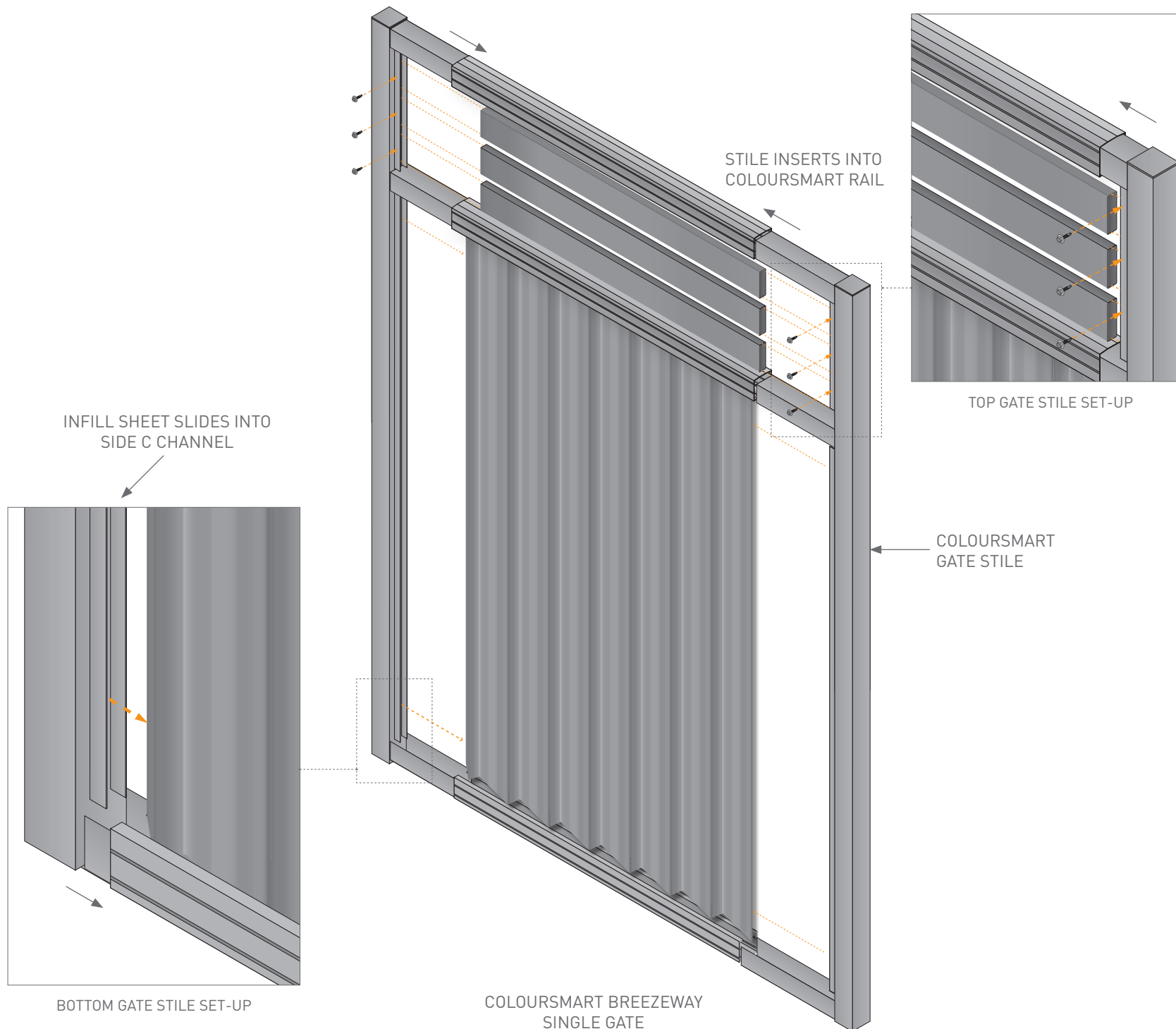


Colorbond®

TITLE: COLOURSMART BREEZEWAY UNASSEMBLED CONFIGURATION

CONTACT: sales@oxworks.com.au

oxworks.com.au ☎ 1300 336 237



STANDARDS

- AS1397 Formability & Structural Grades of Steel:
 - Posts & Rails 0.8mm / Infill Sheets 0.35mm Base Metal Thickness (BMT)
- AS2728 Coated Mass & Paint Film Thickness

COLORBOND® BREEZEWAY PANELS

2400mm wide Breezeway Panel consists of:

- 3 x Overlapped Sheets (835mm Wide)
- 2 x CS Channel Posts
- 3 x 2400mm CS Rails
- 3 of 65 x 16 x 2400mm Slats (Cut on site)
- 2 of Pre-Slotted 50 x 50 x 250mm Breezeway Posts with 14mm Slat Spacings

3180mm wide Breezeway Panel consists of:

- 4 x Overlapped Sheets (835mm Wide)
- 2 x CS Channel Posts
- 3 x 3180mm CS Rails
- 3 of 65 x 16 x 3600mm Slats (Cut on site)
- 2 of Pre-Slotted 50 x 50 x 250mm Breezeway Posts with 14mm Slat Spacings

COLORBOND® BREEZEWAY GATES

Single Gates are 930mm Wide:

- 1 x Infill Sheets;
- 2 x Breezeway Gate Stile;
- 3 x 830mm CS Rail;
- 3 of 65 x 16 x 820mm Slats

Double Gates are 1720mm Wide per Leaf:

- 2 x Infill Sheets;
- 2 x Breezeway Gate Stile;
- 3 x 1620mm CS Rail;
- 3 of 65 x 16 x 1610mm Slats

Available in 22 Colorbond® Steel Fencing colours, guaranteed to meet AS2728.

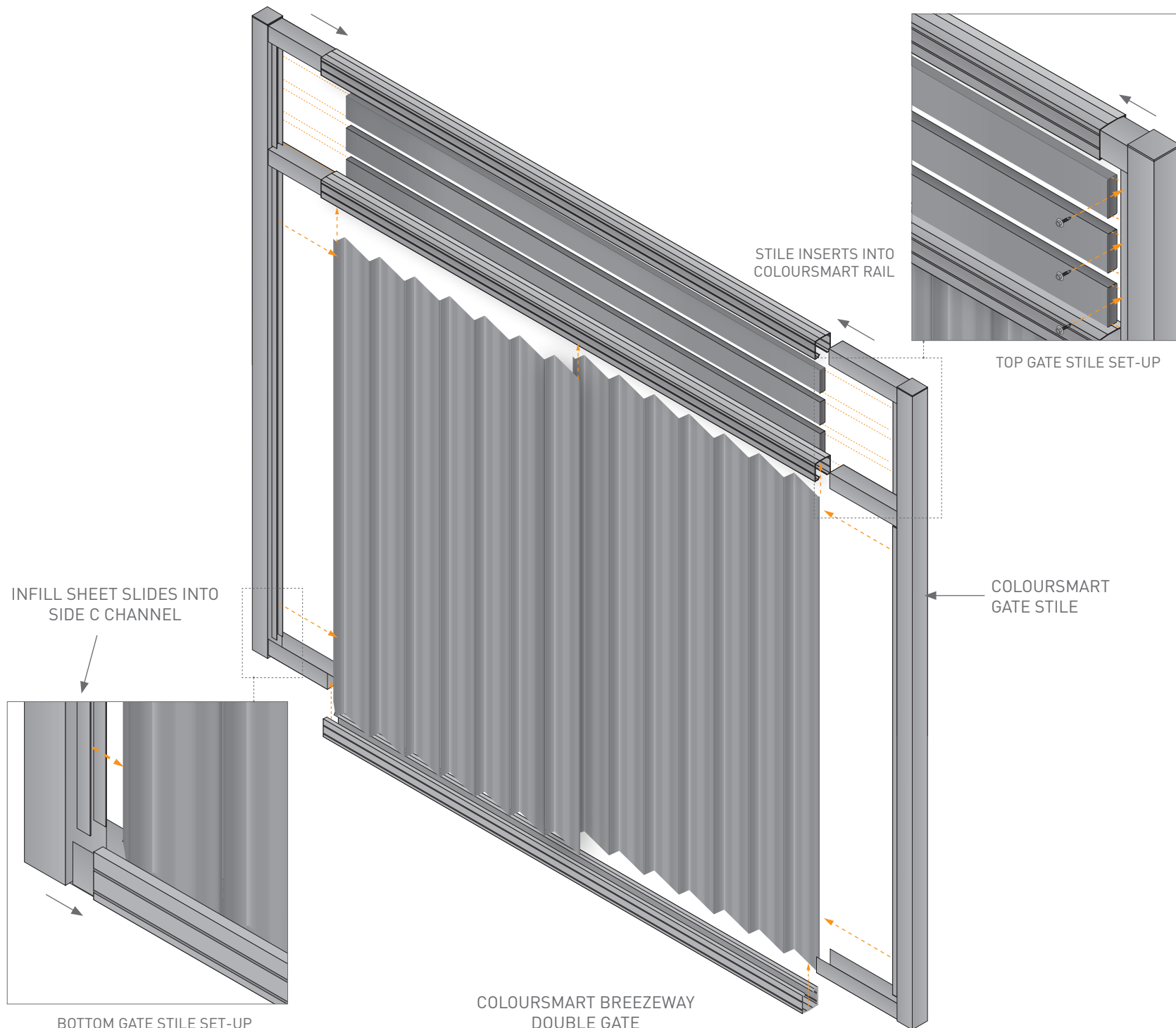


Colorbond®

TITLE: COLOURSMART BREEZEWAY
SINGLE GATE UNASSEMBLED

CONTACT: sales@oxworks.com.au

oxworks.com.au ☎ 1300 336 237



OXWORKS™

STANDARDS

- AS1397 Formability & Structural Grades of Steel:
 - Posts & Rails 0.8mm / Infill Sheets 0.35mm Base Metal Thickness (BMT)
- AS2728 Coated Mass & Paint Film Thickness

COLORBOND® BREEZEWAY PANELS

2400mm wide Breezeway Panel consists of:

- 3 x Overlapped Sheets [835mm Wide]
- 2 x CS Channel Posts
- 3 x 2400mm CS Rails
- 3 of 65 x 16 x 2400mm Slats (Cut on site)
- 2 of Pre-Slotted 50 x 50 x 250mm Breezeway Posts with 14mm Slat Spacings

3180mm wide Breezeway Panel consists of:

- 4 x Overlapped Sheets [835mm Wide]
- 2 x CS Channel Posts
- 3 x 3180mm CS Rails
- 3 of 65 x 16 x 3600mm Slats (Cut on site)
- 2 of Pre-Slotted 50 x 50 x 250mm Breezeway Posts with 14mm Slat Spacings

COLORBOND® BREEZEWAY GATES

Single Gates are 930mm Wide:

- 1 x Infill Sheets;
- 2 x Breezeway Gate Stile;
- 3 x 830mm CS Rail;
- 3 of 65 x 16 x 820mm Slats

Double Gates are 1720mm Wide per Leaf:

- 2 x Infill Sheets;
- 2 x Breezeway Gate Stile;
- 3 x 1620mm CS Rail;
- 3 of 65 x 16 x 1610mm Slats

Available in 22 Colorbond® Steel Fencing colours, guaranteed to meet AS2728.



Colorbond®

TITLE: COLOURSMART BREEZEWAY
DOUBLE GATE UNASSEMBLED

CONTACT: sales@oxworks.com.au

oxworks.com.au ☎ 1300 336 237

STANDARD COLOUR RANGE - IN STOCK

Colorbond®



SURFMIST® SM
Frost
Off White



DOMAIN® DO
Classic Cream
Primrose



PAPERBARK® PA
Terrace
Merino



EVENING HAZE® EH
Summershade
Mossvale Sands



SHALE GREY® SG
Snow Gum
Gull Grey



DUNE® DU
Seedpod
Grey Birch



RIVERSAND® RI



PALE EUCALYPT® PE
Meadow
Mist Green



WILDERNESS® WN
Willow
Rivergum Green



JASPER® JA
Plateau



BASALT® BA



IRONSTONE® IR
Dark Ash



WOODLAND GREY® WG
Grey Ridge
Slate Grey



MONUMENT® MO
Shadow

EXTENDED COLOUR RANGE - IN STOCK

Colorbond®



WALLABY® WA



WINDSPRAY® WS
Haze
Armour Grey



DEEP OCEAN® DE
Bluestone
Mountain Blue



MANOR RED® MR
Red Oak
Heritage Red



NIGHT SKY® BL
Eclipse
Black

Posts & Rails Only



BUSHLAND® BU
Tea Tree



COTTAGE GREEN® CG
Evergreen
Caulfield Green



HARVEST® HA
Wheat



ESTATE® ES
Ironbark

While Stocks Last



HEDGE® HE
Plantation

While Stocks Last

OXWORKS™

Colorbond®
FENCING REFRESH

COLORBOND® FENCING COLOUR NAMES & ALIASES

STANDARDS

- **AS1397**
Formability & Structural Grades of Steel:
 - Posts & Rails 0.8mm
 - Base Metal Thickness (BMT)
 - Infill Sheets 0.35mm BMT
- **AS2728**
Coated Mass & Paint Film Thickness

AVAILABILITY

- All colours available **IN STOCK** at all Stores
- New Colours Available from Feb 2016

NOTE: As printers, monitors and phone screens can differ in the way they display colours, these colour swatches should be used as an indicative guide only.



TITLE: **COLORBOND® STEEL FENCING COLOUR RANGE**

CONTACT: sales@oxworks.com.au

oxworks.com.au 1300 336 237

**COLOURSMART
TRIMLINE
COLORBOND®
FENCING**

COLORBOND® COLOURSMART TRIMLINE PANEL
WIDTHS 2400, 3180; HEIGHTS 1200, 1500, 1800, 2100



COLORBOND® COLOURSMART TRIMLINE GATE
WIDTHS 930, 1720; HEIGHTS 1200, 1500, 1800, 2100

**1800mm High Panel Shown

FRONT ELEVATION

OXWORKS™

STANDARDS

- **AS1397** Formability & Structural Grades of Steel:
Posts & Rails 0.8mm / Infill Sheets 0.35mm
Base Metal Thickness (BMT)
- **AS2728**
Coated Mass & Paint Film Thickness

COLORBOND® TRIMLINE PANELS

2400mm wide Coloursmart Panel consists of:

- 3 x TL Infill Sheets (835mm Wide Overlapped)
- 2 x CS Channel Posts
- 2 x 2400mm CS Rails
- 12 of 10-16*16 Tek Screws per Panel (Sold Separately)

3180mm wide Coloursmart Panel consists of:

- 4 x TL Infill Sheets (835mm Wide Overlapped)
- 2 x CS Channel Posts
- 2 x 3180mm CS Rails
- 16 of 10-16*16 Tek Screws per Panel (Sold Separately)

COLORBOND® TRIMLINE GATES

- **Single Gates (930mm Wide):**
1 x TL Infill Sheets; 2 x CS Gate Stile;
2 x 830mm CS Rail;
16 of 10-16*16 Tek Screws per Single Gate (Sold Separately)
- **Double Gates (1720mm Wide per Leaf):**
2 x TL Infill Sheets; 2 x CS Gate Stile;
2 x 1620mm CS Rail;
16 of 10-16*16 Tek Screws per Double Gate Leaf (Sold Separately)

Available in 22 Colorbond® Steel Fencing colours, guaranteed to meet AS2728.

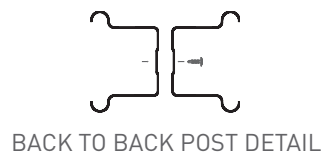


Colorbond®

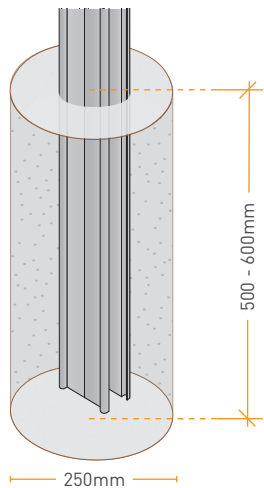
TITLE: **COLOURSMART TRIMLINE
PANEL AND GATE
SPECIFICATIONS**

CONTACT: sales@oxworks.com.au

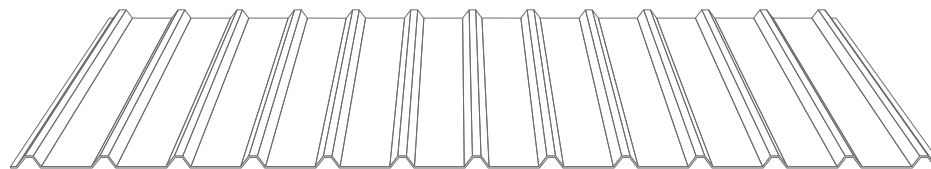
oxworks.com.au 1300 336 237



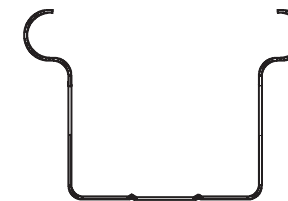
BACK TO BACK POST DETAIL



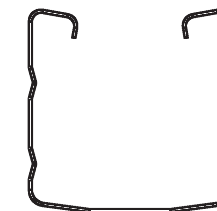
IN GROUND POST DETAIL




COLOURSMART TRIMLINE PANEL PROFILE
0.35MM BASE METAL THICKNESS (BMT)



**COLOURSMART POST
PROFILE - 0.8 BMT**



**COLOURSMART RAIL
PROFILE - 0.8 BMT**



COLOURSMART TRIMLINE PANEL
(2400 x 1800mm SHOWN)

OXWORKS™

STANDARDS

- **AS1397** Formability & Structural Grades of Steel:
Posts & Rails 0.8mm / Infill Sheets 0.35mm
Base Metal Thickness (BMT)
- **AS2728**
Coated Mass & Paint Film Thickness

COLORBOND® TRIMLINE PANELS

2400mm wide Coloursmart Panel consists of:

- 3 x TL Infill Sheets (835mm Wide Overlapped)
- 2 x CS Channel Posts
- 2 x 2400mm CS Rails
- 12 of 10-16*16 Tek Screws per Panel (Sold Separately)

3180mm wide Coloursmart Panel consists of:

- 4 x TL Infill Sheets (835mm Wide Overlapped)
- 2 x CS Channel Posts
- 2 x 3180mm CS Rails
- 16 of 10-16*16 Tek Screws per Panel (Sold Separately)

COLORBOND® TRIMLINE GATES

- **Single Gates (930mm Wide):**
1 x TL Infill Sheets; 2 x CS Gate Stile;
2 x 830mm CS Rail;
16 of 10-16*16 Tek Screws per Single Gate (Sold Separately)
- **Double Gates (1720mm Wide per Leaf):**
2 x TL Infill Sheets; 2 x CS Gate Stile;
2 x 1620mm CS Rail;
16 of 10-16*16 Tek Screws per Double Gate Leaf (Sold Separately)

Available in 22 Colorbond® Steel Fencing colours, guaranteed to meet AS2728.



Colorbond®

TITLE: **COLOURSMART TRIMLINE
TYPICAL CONFIGURATION
(2385 X 1800MM PANEL SHOWN)**

CONTACT: sales@oxworks.com.au

oxworks.com.au ☎ 1300 336 237

STANDARDS

- AS1397 Formability & Structural Grades of Steel:
Posts & Rails 0.8mm / Infill Sheets 0.35mm
Base Metal Thickness (BMT)
- AS2728
Coated Mass & Paint Film Thickness

COLORBOND® TRIMLINE PANELS

2400mm wide Coloursmart Panel consists of:

- 3 x TL Infill Sheets (835mm Wide Overlapped)
- 2 x CS Channel Posts
- 2 x 2400mm CS Rails
- 12 of 10-16*16 Tek Screws per Panel (Sold Separately)

3180mm wide Coloursmart Panel consists of:

- 4 x TL Infill Sheets (835mm Wide Overlapped)
- 2 x CS Channel Posts
- 2 x 3180mm CS Rails
- 16 of 10-16*16 Tek Screws per Panel (Sold Separately)

COLORBOND® TRIMLINE GATES

• Single Gates (930mm Wide):

- 1 x TL Infill Sheets; 2 x CS Gate Stile;
- 2 x 830mm CS Rail;
- 16 of 10-16*16 Tek Screws per Single Gate (Sold Separately)

• Double Gates (1720mm Wide per Leaf):

- 2 x TL Infill Sheets; 2 x CS Gate Stile;
- 2 x 1620mm CS Rail;
- 16 of 10-16*16 Tek Screws per Double Gate Leaf (Sold Separately)

Available in 22 Colorbond® Steel Fencing colours, guaranteed to meet AS2728.

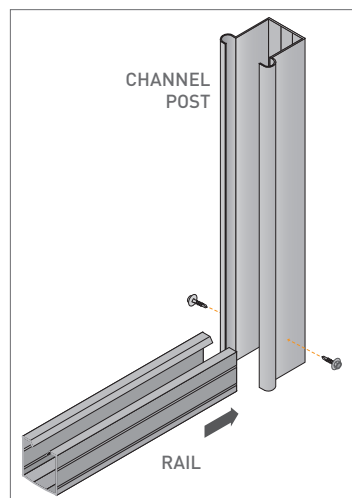


Colorbond®

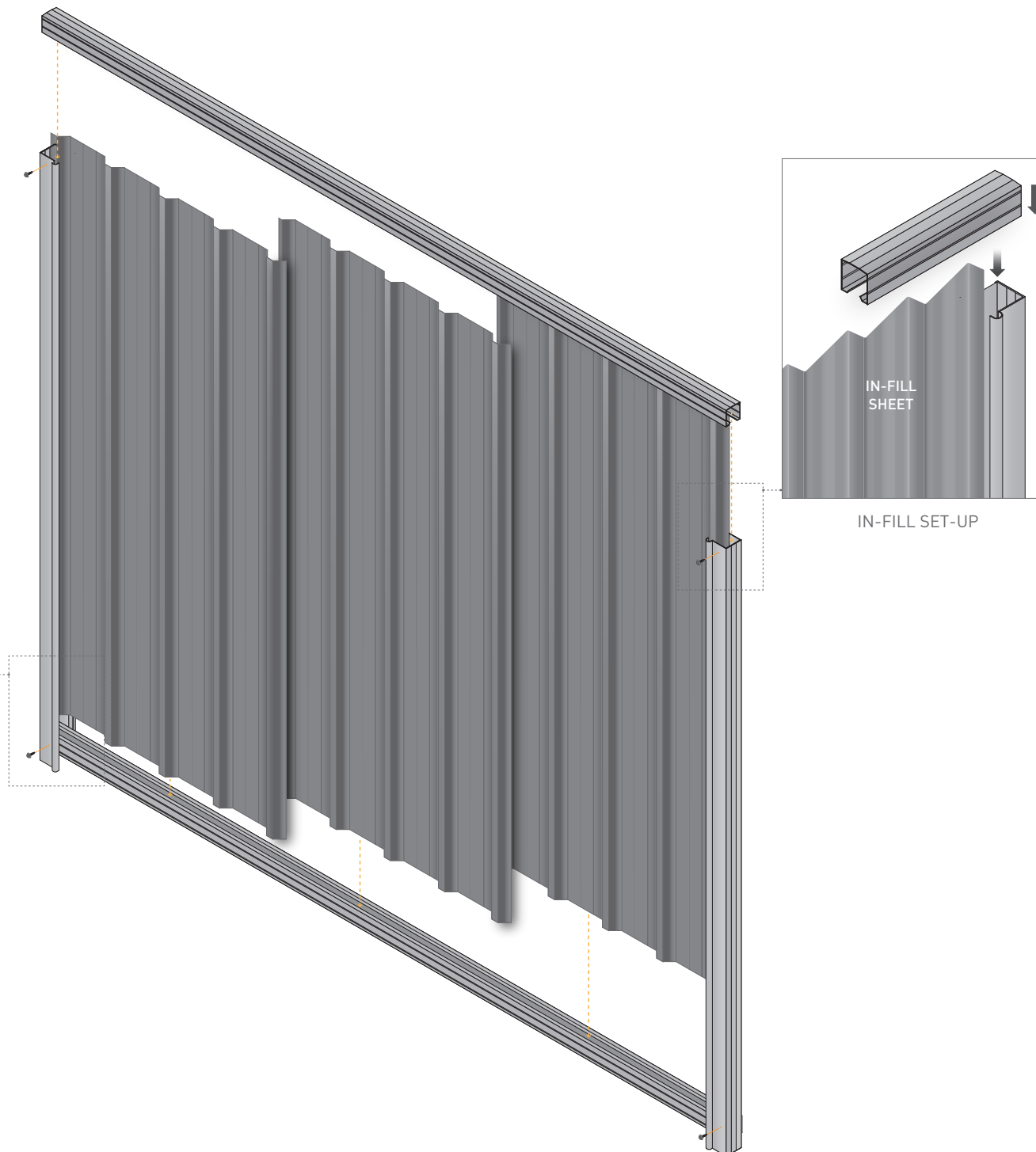
TITLE: COLOURSMART TRIMLINE
PANEL UNASSEMBLED
CONFIGURATION

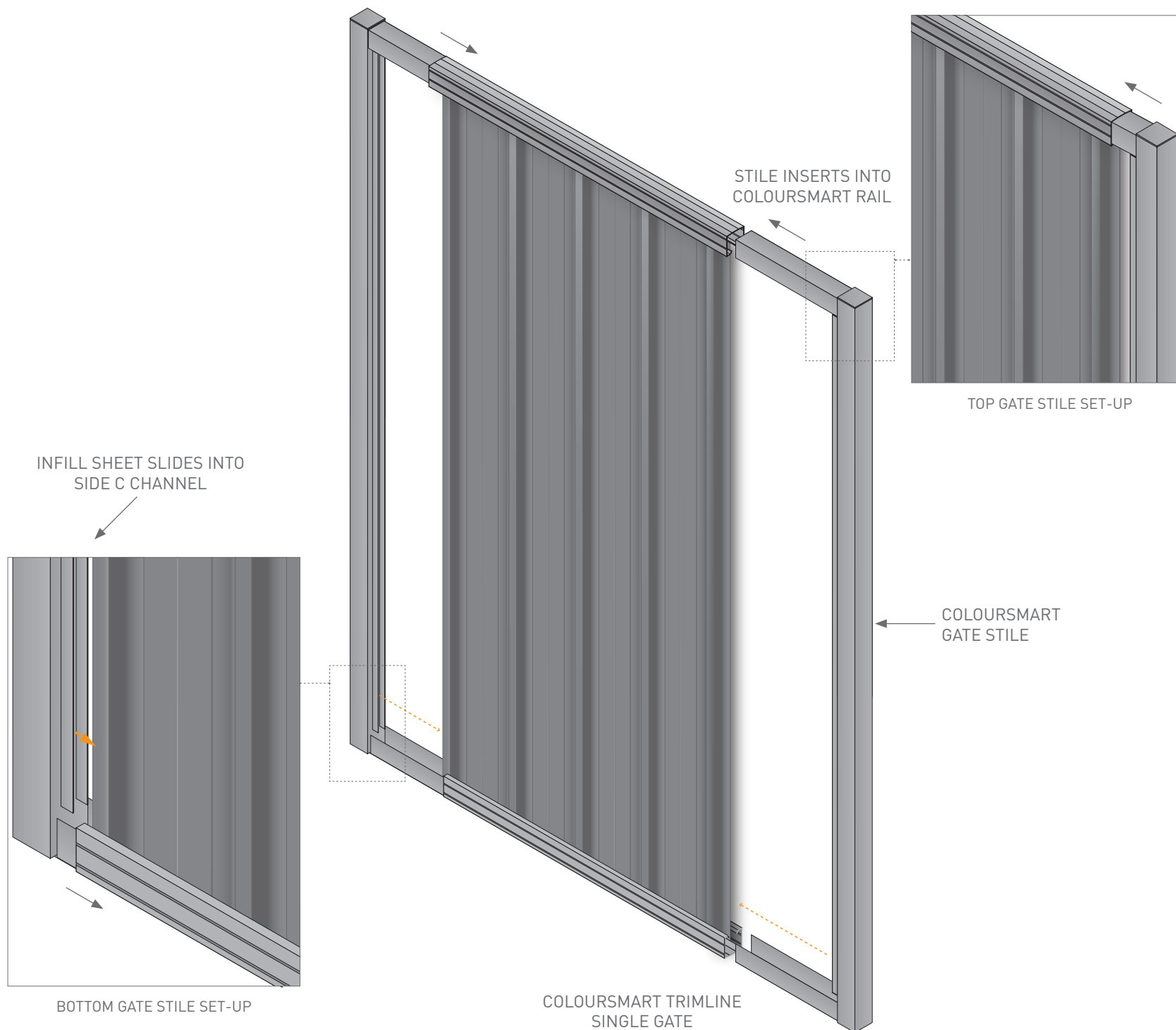
CONTACT: sales@oxworks.com.au

oxworks.com.au 1300 336 237



BOTTOM RAIL & POST SET-UP





STANDARDS

- AS1397 Formability & Structural Grades of Steel:
Posts & Rails 0.8mm / Infill Sheets 0.35mm
Base Metal Thickness (BMT)
- AS2728
Coated Mass & Paint Film Thickness

COLORBOND® TRIMLINE PANELS

2400mm wide Coloursmart Panel consists of:

- 3 x TL Infill Sheets (835mm Wide Overlapped)
- 2 x CS Channel Posts
- 2 x 2400mm CS Rails
- 12 of 10-16*16 Tek Screws per Panel (Sold Separately)

3180mm wide Coloursmart Panel consists of:

- 4 x TL Infill Sheets (835mm Wide Overlapped)
- 2 x CS Channel Posts
- 2 x 3180mm CS Rails
- 16 of 10-16*16 Tek Screws per Panel (Sold Separately)

COLORBOND® TRIMLINE GATES

• Single Gates (930mm Wide):

- 1 x TL Infill Sheets; 2 x CS Gate Stile; 2 x 830mm CS Rail;
- 16 of 10-16*16 Tek Screws per Single Gate (Sold Separately)

• Double Gates (1720mm Wide per Leaf):

- 2 x TL Infill Sheets; 2 x CS Gate Stile; 2 x 1620mm CS Rail;
- 16 of 10-16*16 Tek Screws per Double Gate Leaf (Sold Separately)

Available in 22 Colorbond® Steel Fencing colours, guaranteed to meet AS2728.



Colorbond®

TITLE: **COLOURSMART TRIMLINE
SINGLE GATE UNASSEMBLED
CONFIGURATION**

CONTACT: sales@oxworks.com.au

oxworks.com.au ☎ 1300 336 237

STANDARDS

- **AS1397** Formability & Structural Grades of Steel:
Posts & Rails 0.8mm / Infill Sheets 0.35mm
Base Metal Thickness (BMT)
- **AS2728**
Coated Mass & Paint Film Thickness

COLORBOND® TRIMLINE PANELS

2400mm wide Coloursmart Panel consists of:

- 3 x TL Infill Sheets (835mm Wide Overlapped)
- 2 x CS Channel Posts
- 2 x 2400mm CS Rails
- 12 of 10-16*16 Tek Screws per Panel (Sold Separately)

3180mm wide Coloursmart Panel consists of:

- 4 x TL Infill Sheets (835mm Wide Overlapped)
- 2 x CS Channel Posts
- 2 x 3180mm CS Rails
- 16 of 10-16*16 Tek Screws per Panel (Sold Separately)

COLORBOND® TRIMLINE GATES

• Single Gates (930mm Wide):

- 1 x TL Infill Sheets; 2 x CS Gate Stile; 2 x 830mm CS Rail;
- 16 of 10-16*16 Tek Screws per Single Gate (Sold Separately)

• Double Gates (1720mm Wide per Leaf):

- 2 x TL Infill Sheets; 2 x CS Gate Stile; 2 x 1620mm CS Rail;
- 16 of 10-16*16 Tek Screws per Double Gate Leaf (Sold Separately)

Available in 22 Colorbond® Steel Fencing colours, guaranteed to meet AS2728.

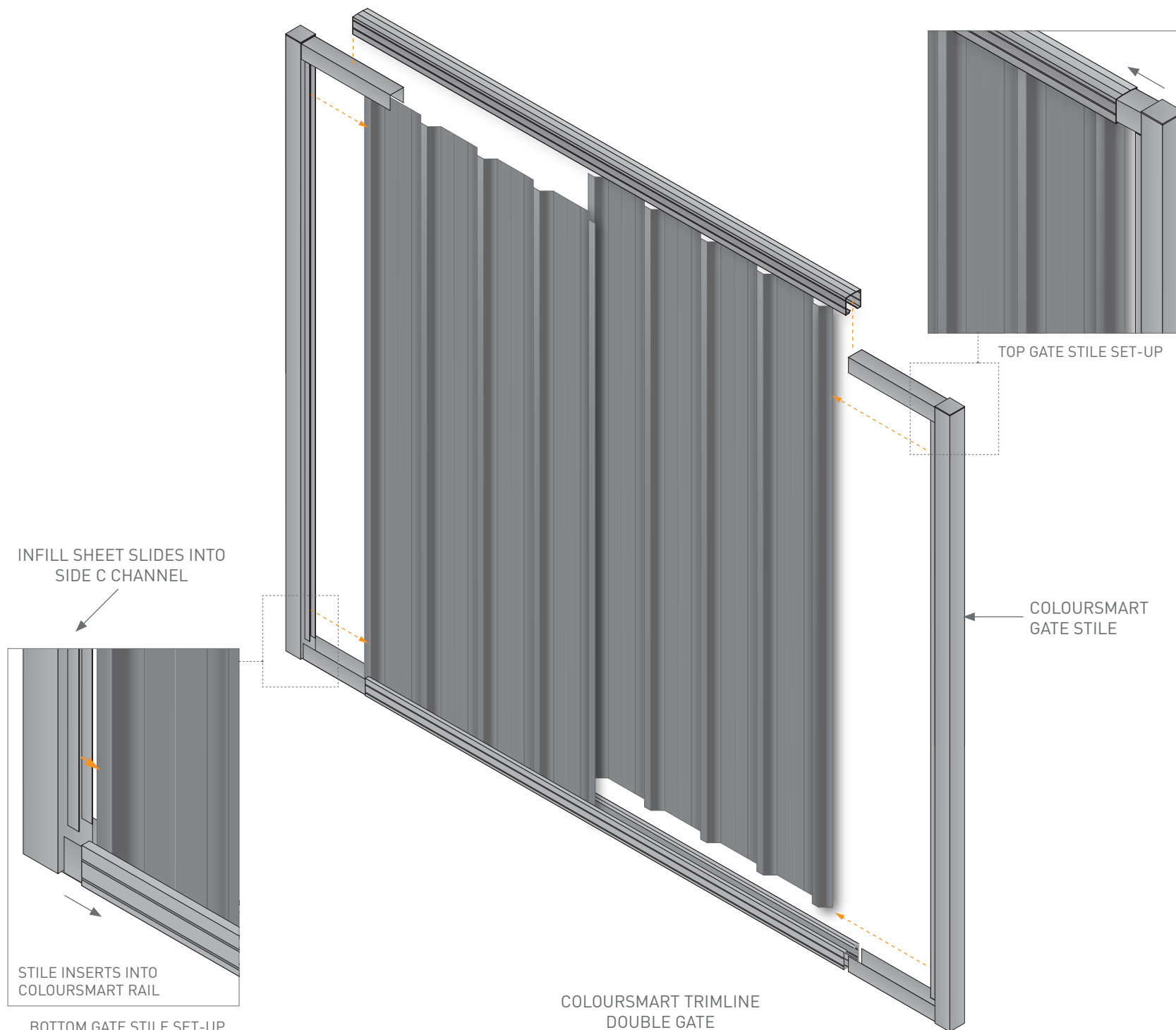


Colorbond®

TITLE: **COLOURSMART TRIMLINE
DOUBLE GATE UNASSEMBLED
CONFIGURATION**

CONTACT: sales@oxworks.com.au

oxworks.com.au 1300 336 237



STANDARD COLOUR RANGE - IN STOCK

Colorbond®



SURFMIST® SM
Frost
Off White



DOMAIN® DO
Classic Cream
Primrose



PAPERBARK® PA
Terrace
Merino



EVENING HAZE® EH
Summershade
Mossvale Sands



SHALE GREY® SG
Snow Gum
Gull Grey



DUNE® DU
Seedpod
Grey Birch



RIVERSAND® RI



PALE EUCALYPT® PE
Meadow
Mist Green



WILDERNESS® WN
Willow
Rivergum Green




JASPER® JA
Plateau



BASALT® BA



IRONSTONE® IR
Dark Ash



WOODLAND GREY® WG
Grey Ridge
Slate Grey



MONUMENT® MO
Shadow

EXTENDED COLOUR RANGE - IN STOCK

Colorbond®



WALLABY® WA



WINDSPRAY® WS
Haze
Armour Grey



DEEP OCEAN® DE
Bluestone
Mountain Blue



MANOR RED® MR
Red Oak
Heritage Red



NIGHT SKY® BL
Eclipse
Black

Posts & Rails Only



BUSHLAND® BU
Tea Tree



COTTAGE GREEN® CG
Evergreen
Caulfield Green



HARVEST® HA
Wheat



ESTATE® ES
Ironbark

While Stocks Last



HEDGE® HE
Plantation

While Stocks Last

OXWORKS™

Colorbond®
FENCING REFRESH

COLORBOND® FENCING COLOUR NAMES & ALIASES

STANDARDS

- **AS1397**
Formability & Structural Grades of Steel:
 - Posts & Rails 0.8mm
 - Base Metal Thickness (BMT)
 - Infill Sheets 0.35mm BMT
- **AS2728**
Coated Mass & Paint Film Thickness

AVAILABILITY

- All colours available **IN STOCK** at all Stores
- New Colours Available from Feb 2016

NOTE: As printers, monitors and phone screens can differ in the way they display colours, these colour swatches should be used as an indicative guide only.



TITLE: **COLORBOND® STEEL FENCING COLOUR RANGE**

CONTACT: sales@oxworks.com.au

oxworks.com.au 1300 336 237