

SPACER INSERT

SOUTH AUSTRALIA



FOR OVERFLOW AT THE BACK OF THE LYSAGHT®
GUTTER INSTALLED ONTO LYSAGHT
NOVALINE® FASCIA



LYSAGHT® SPACER INSERT

The LYSAGHT® Spacer Insert is available as an accessory to assist in managing water overflow. It is used in conjunction with a range of LYSAGHT® gutters when installed on to the LYSAGHT NOVALINE® Fascia to provide rainwater overflow capacity to the eaves/ roof drainage system as a performance solution.

The installation of the new LYSAGHT® Spacer Insert will provide overflow capacity. Testing and modelling undertaken by Lysaght has demonstrated that sufficient overflow capacity can be achieved in most domestic residences in South Australia when the LYSAGHT® Spacer Insert is used by itself as an overflow device.

BENEFITS

- The LYSAGHT® Spacer Insert design is based on there being minimal change to the current industry accepted installation practices and minimal change to the aesthetic acceptability of the roof drainage system installation.
- The LYSAGHT® Spacer Insert provides a nominal gap between the LYSAGHT® gutter and the LYSAGHT NOVALINE® Fascia which allows water to overflow from the back of the gutter.
- The LYSAGHT® Spacer Insert is simply inserted, from above, between the fascia and gutter (and next to the Over-strap) after the gutter is fully installed in the conventional way using the industry accepted practices of the side-by-side Spring Clip and Over-strap.

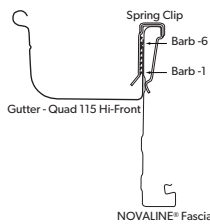
FEATURES

- Suitable for use with LYSAGHT® Quad Gutter (D Gutter), OG Gutter, Half Round Flat Back Gutter (HRFB) and SHORELINE® (mini).
- "Hair pin" type clip to allow secure clipping onto the gutter stiffeners, however allows easy removal or re-location as needed.
- Spacer leg to provide gap.
- Notch on leg to allow simple snap-off of spacer leg to match the height of the gutter back and thus minimise visibility from underneath. Alternatively the material used for the LYSAGHT® Spacer Insert allows easy on-site cutting to allow flush sitting with bottom of gutter.
- Material is durable and compatible with BlueScope Steel.

OVERFLOW CAPACITY

The LYSAGHT® Spacer Insert has an overflow capacity of 1.25L/s/m length of gutter when installed as follows:

- The gutter is set at barb 6, or lower, of the Spring Clip. This is the highest practical level for the above mentioned gutters.
- The gutter slope of 1:500 or greater.
- The Over-strap is positioned next to the Spring Clip as detailed in the brochure titled LYSAGHT NOVALINE® Fascia System.
- The LYSAGHT Spacer Insert is positioned next to the Over-strap. A maximum LYSAGHT® Spacer Insert spacing of 1200mm.
- For the OG, HRFB and SHORELINE® gutters an additional LYSAGHT® Spacer Insert to be inserted between Over-straps so that the maximum spacing of the inserts is 600mm (max).
- For lipped back gutters it may be necessary to locally squash the lip to accommodate the LYSAGHT® Spacer Insert.



LYSAGHT® Spacer Insert and Over-strap excluded for clarity

ROOF DRAINAGE SYSTEM DESIGN

Roof drainage systems should be designed and detailed by a suitably qualified trade or professional in accordance with the National Construction Code (NCC), Australian Standards and local regulatory requirements. Particular reference should be made to the correct selection of gutter, quantity and placement of downpipes and the provision of appropriate overflow devices.

THE LYSAGHT SOLUTION OF DOMESTIC GUTTER OVERFLOW

Where high-fronted gutters are installed, the NCC (and reference standard AS/NZS 3500.3) requires that provision be made to avoid any overflow back into the roof or building structure.

The new LYSAGHT® Spacer Insert, when combined with a LYSAGHT® gutter, and installed as per the requirements set out in this publication, shall be installed as a performance solution in accordance with the NCC to meet overflow provision "performance requirements" for eaves gutters to prevent roof rainwater entry to a building.

Use of the LYSAGHT® Spacer Clip as a performance solution to eaves gutter overflow provisions set out in the Plumbing Code of Australia (PCA) has only been tested by Lysaght when installed as a proprietary system with LYSAGHT NOVALINE® Fascia and LYSAGHT® gutter. Installation of the clip with other products is untested by Lysaght.

Lysaght has confirmed that the LYSAGHT® Spacer Clip, when installed in conjunction with LYSAGHT NOVALINE® Fascia and LYSAGHT® gutter, meet the performance requirements relating to overflow provisions as set out in the PCA. Lysaght has not sought any confirmation relating to the installation of the spacer clip together with any other gutter or fascia products whatsoever. Lysaght does not warrant or guarantee compliance with the PCA and/or effective hydraulic performance to the extent the clip is used with any product other than LYSAGHT NOVALINE® Fascia and LYSAGHT® gutter.

For further information please contact your local service centre.

OVERFLOW VOLUMES

It is the designer's responsibility to determine the overflow volumes on a roof drainage system. The table below is extracted from the NCC 2019 (Table 3.5.2.3a Overflow Volumes) and provides a guide to the overflow volumes for differing roof lengths and rainfall intensities. Simply select the appropriate rainfall intensity and roof length for the roof and then extract the overflow volume. All overflow volumes shown in the table are less than the overflow capacity of the LYSAGHT® Spacer Insert.

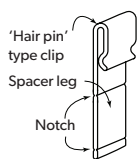
OVERFLOW VOLUME FOR CONTINUOUS MEASURES (L/S/M LENGTH OF GUTTER)

Rainfall Intensity mm/hr	Length of roof - L m							
	2.00	4.00	6.00	8.00	10.00	12.00	14.00	16.00
150	0.08	0.17	0.25	0.33	0.42	0.50	0.58	0.67
175	0.10	0.19	0.29	0.39	0.49	0.58	0.68	0.78
200	0.11	0.22	0.33	0.44	0.56	0.67	0.78	0.89
225	0.13	0.25	0.38	0.50	0.63	0.75	0.88	1.0
250	0.14	0.28	0.42	0.56	0.69	0.83	0.97	1.1

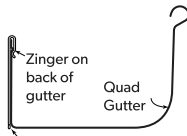
Notes:

- The rainfall intensity is for a 5min storm duration for an Average Recurrent Interval of 1:100 years
- No allowance has been given to drainage from upper roof or wall surfaces.
- No allowance has been given to roof penetrations
- A guide to the rainfall intensity for your area is provide in the regional Rainwater Solutions brochure, which is available at www.lysaght.com.

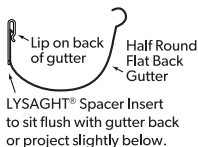
Spacer Insert



Gutter

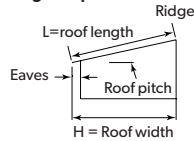


LYSAGHT® Spacer Insert to sit flush with gutter back or project slightly below.

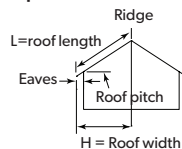


LYSAGHT® Spacer Insert to sit flush with gutter back or project slightly below.

Single Slope Roof



Hip or Gable Roof



FOR DETAILED PRODUCT INFORMATION, DISCLAIMER, WARRANTIES AND LIMITS OF LIABILITY VISIT:

WWW.LYSAGHT.COM

LYSAGHT® and NOVALINE® are registered trademarks of BlueScope Steel Limited. The LYSAGHT® range of products is exclusively made by or for BlueScope Steel Limited trading as Lysaght. © BlueScope Steel Limited September 2022 ABN 16 000 011 058. All rights reserved.

INSPIRATION TO BUILD BETTER

LYSAGHT

A division of
BlueScope