

BUILD ON INSPIRATION.

DESIGN IN STEEL

LYSAGHT

SHAPERS OF
COLORBOND® STEEL



**2022
EDITION**

Featuring winners of the
2021 Lysaght Inspirations Design Awards

Colorbond®

MADE IN AUSTRALIA FOR 100 YEARS. WE'RE LYSAGHT: THE AUSTRALIAN STEEL PEOPLE.

LYSAGHT HAS REACHED THE MAJOR MILESTONE OF 100 YEARS OF LOCAL MANUFACTURING, AN IMPRESSIVE ACHIEVEMENT THAT GOES AGAINST THE TREND OF OFFSHORING WHICH HAS PREVAILED IN AUSTRALIA DURING RECENT DECADES.

While not all LYSAGHT® products are immediately known to everyone, one surely is – it's the corrugated galvanised steel sheet seen on buildings around the country. This steel building product has been used on everything from the roofs and bull-nose verandahs of heritage homes, through to shearing sheds and outback dunnies, and more recently in en vogue architectural building projects.

The product's journey to becoming a national icon can be traced back to Britain, where entrepreneurial Irishman, John Lysaght, began galvanising corrugated steel sheeting in Bristol during 1857. He registered the product under the 'ORB' trademark, which remains in use to this day.

After satisfying demand in the United Kingdom, which was being fuelled by the Industrial Revolution, Lysaght turned his attention to export markets, namely Australia, where he saw huge opportunities arising from the gold rush of the late 1800s. He began exporting to the colony soon afterwards.

ORB was first sold in Australia through independent merchants until Lysaght established his own distribution company, the 'Victorian Galvanised Iron and Wire Company', which acted as a central selling agency. The venture worked well and by 1913, some 80,000 tonnes of ORB had been shipped to Australia.

The next challenge that the company encountered was World War I which saw compulsory redirection of production capacity to assist the war effort, this devastated local supply and highlighted the need for a local production presence in Australia. Within three months of the war commencing, the company (under the direction of John Lysaght's nephew Herbert Royse Lysaght) was making arrangements to purchase 24 acres of land in Newcastle, NSW adjacent to a site already owned by Broken Hill Pty. Co. (BHP).

By the following year in 1917, John Lysaght (Australia) Pty Ltd was formed with the intent of establishing a manufacturing site in Australia, and approximately four years later in April 1921, the new Lysaght company commenced manufacturing at its purpose-built site in Newcastle.

At this point, the popular ORB corrugated profile began its Australian-made journey and 100 years on, the company has never looked back, increasing its product range, while further strengthening its outstanding reputation in the construction industry.

Today, LYSAGHT® products help build everything from garden sheds, carports and new homes, to large commercial and industrial projects. And, in addition to roofing, our product range now also includes walling, gutters and downpipes, purlins, fences, structural formwork and home improvement products.

And to mark our 100 year Australian manufacturing anniversary we've updated the design of this compendium. With larger images and a broader range of projects we're aiming to provide you with even more inspiration and appreciation of the design possibilities that can be achieved with LYSAGHT® steel building products.

THE ART OF STEEL

Since its earliest incarnations, steel has allowed us to bring into being the previously unimaginable.

From strong weapons that shaped mighty empires, to durable implements that conquered the land, to wondrous metallic bones that let us build boldly and scrape the sky with towering structures, steel has given us the strength to achieve the extraordinary.

A glistening thread woven into the very fabric of life, steel has spanned the ages, profoundly shaping the architecture of yesteryear and now inspiring the architecture of tomorrow through its ability to form sweeping curves and dramatic planes with greater versatility than any other material.

At Lysaght, we have harnessed the strength of steel to produce an array of stylish roofing and walling profiles, supported by a host of ancillary products and available in an ever-increasing colour palette, which are designed to give form to an architect's imagination and breathe life into their creative vision.

And because they are extensively performance-tested and come with a BlueScope warranty*, good looks are only one of their many strengths.

Throughout this compendium, you will find countless examples of inspired designs where LYSAGHT® steel products have been specified for their exceptional aesthetic and performance properties. We hope you find this to be a valuable resource and inspiration for your projects now and into the future.

*Subject to application and eligibility criteria being met.

Profile: **CUSTOM ORB®**
Finish: **COLORBOND® Metallic Steel**
Colour: **CONSERVATORY®; AXIS®**

CONTENTS

Commercial Inspirations	06	PERMALITE®	72
Residential Inspirations	11	COLORBOND® steel Colour Range	74
2021 Lysaght Inspirations Design Awards - Winners Gallery	14	LYSAGHT® and COLORBOND® steel Studio	77
CUSTOM ORB®	34	Structural Products	78
TRIMDEK®	38	Fencing Solutions	81
SPANDEK®	41	The Finishing Touches	84
CUSTOM ORB ACCENT®	42	Long Length Roofing - Mobile Rollforming	87
KLIP-LOK®	45	Long Length Roofing - LOK-KLIP® & TRIM-KLIP™	88
PANELRIB®	48	Pop Up Penetration™	91
MULTICLAD®	49	VENT-A-ROOF®	92
MINI ORB®	50	Design Assistance Capability	94
ZENITH™ Range	53	Specifications - Roofing & Walling	96
LONGLINE 305®	54	Specifications - Walling	98
BAROQUE®	58	Specifications - Fencing	99
IMPERIAL™	61	Specifications - Rainwater	100
ENSEAM®	62	Specifications - Material	102
SNAPSEAM®	66	Product Availability	103
DOMINION®	69		

R

Roofing product

W

Walling product

FRONT COVER:
Profile: **CUSTOM ORB®**
Finish: **COLORBOND® steel**
Colour: **TERRAIN®**

BACK COVER:
Profile: **KLIP-LOK 700 HI-STRENGTH®**
Finish: **COLORBOND® steel**
Colour: **SURFMIST®**



Profile: **ENSEAM**[®]
Finish: **COLORBOND**[®] steel Matt
Colour: **MONUMENT**[®]

COMMERCIAL INSPIRATIONS

With a wide selection of roofing and walling profiles which each convey a unique visual character and display exceptional performance qualities, LYSAGHT[®] cladding is often specified as a key element in commercial architectural design. The ability of our profiles to play this important role in inspiring and delivering on an architect's design vision is enhanced by the extensive range of finishes and vibrant range of colours from which LYSAGHT[®] profiles are manufactured.



For technical specifications,
manuals and project case studies
PROFESSIONALS.LYSAGHT.COM



For profile availability
see pages 103 - 105
AVAILABILITY GUIDE



For summary profile & material
specifications see pages 96 - 102
QUICK REFERENCE GUIDE



Profile: **CUSTOM ORB**[®]
Finish: **ZINCALUME**[®] steel



Profile: **LONGLINE 305®**
Finish: **COLORBOND® steel**
Colour: **WOODLAND GREY®**

RESIDENTIAL INSPIRATIONS

Across the nation and across the exciting spectrum of residential architecture now being seen, the aesthetics, performance and versatility of LYSAGHT® steel roofing and walling profiles are proving invaluable in inspiring and giving form to exceptional designs. Whether your design is contemporary or traditional in nature, the extensive array of LYSAGHT® steel profiles, in a myriad of colours, offers you endless possibilities in bringing that design to life.



For technical specifications,
manuals and project case studies
PROFESSIONALS.LYSAGHT.COM



For profile availability
see pages 103 - 105
AVAILABILITY GUIDE



For summary profile & material
specifications see pages 96 - 102
QUICK REFERENCE GUIDE

Profile: **LONGLINE 305®**
Finish: **COLORBOND® steel**
Colour: **MONUMENT®**




Profile: **CUSTOM ORB®**
Finish: **COLORBOND® Ultra steel**
Colour: **SURFMIST®**



Profile: **LONGLINE 305®**
Finish: **COLORBOND® steel**
Colour: **WOODLAND GREY®**

Profile: **DOMINION®**
Finish: **COLORBOND® steel Matt**
Colour: **MONUMENT®**





**2021
INSPIRATIONS
DESIGN
AWARDS**

WINNERS GALLERY



OVERALL/COMMERCIAL AND INDUSTRIAL WINNER

THE WATERHOLE CAFÉ BY TREVOR WILLIAMS

Designed by Jackson Teece


The Waterhole Café is located at the Taronga Western Plains Zoo and is a popular meeting place for zoo visitors to recharge with a snack or meal. Jackson Teece Architects was commissioned to replace existing infrastructure on site with a new building. The resultant design conforms with the natural environment while still being visually striking and dynamic, and providing a functional space where patrons can relax, taking in 360° views of their surroundings. A standout of the build is the innovative use of LYSAGHT LONGLINE 305® in a circular application.



[READ THE CASE STUDY HERE](#)

Product: **LYSAGHT LONGLINE 305®**
Material: **COLORBOND® steel Matt**
Colour: **BASALT®**
Contact: **jacksonteece.com**





Profile: **LONGLINE 305®**
Finish: **COLORBOND® steel Matt**
Colour: **BASALT®**





Profile: **LONGLINE 305®**
Finish: **COLORBOND® steel**
Colour: **GULL GREY®**



RESIDENTIAL WINNER

KENNY STREET HOUSE

Designed by Chan Architecture PTY LTD

In North Balwyn a leafy suburb of Melbourne, Chan Architecture has created 'Kenny Street House', a beautiful modern home with sustainability and passive design principles at its heart. The design takes styling cues from a modern barn while also incorporating a range of low maintenance building materials.

Product: **LYSAGHT LONGLINE 305®**

Material: **COLORBOND® steel**

Colour: **GULL GREY®**

Contact: **chanarchitecture.com.au**



[READ THE CASE STUDY HERE](#)





REGIONAL WINNER

COOPWORTH

Designed by FMD Architects

'Coopworth', a project on Bruny Island, Tasmania, overseen by FMD Architects is a contemporary interpretation of a country farmhouse. Offering majestic vistas across open paddocks towards mountain ranges and the ocean, Coopworth fits seamlessly within these rugged elements while providing a combination of volume and snug places internally bringing comfort and warmth through a use of different materials.

Product: **LYSAGHT CUSTOM ORB®**

Material: **COLORBOND® steel**

Colour: **TERRAIN®**


Contact: **fmdarchitects.com.au**



[READ THE CASE STUDY HERE](#)



Profile: **CUSTOM ORB®**
Finish: **COLORBOND® steel**
Colour: **TERRAIN®**



Profile: **CUSTOM ORB®**
Finish: **COLORBOND® steel**
Colour: **SURFMIST®**



CELEBRATING CUSTOM ORB® WINNER

ST CLARE'S PRIMARY SCHOOL

Designed by Roam Architects

The winner of the CUSTOM ORB® category is St Clare's Primary School, located in Truganina within Melbourne's western growth corridor. The project saw the additional of six new learning areas to meet the increased student needs of the region. Positioning of the new structures has created a courtyard environment with the site's existing buildings and offers students and teachers a variety of flexible learning environments.

Product: **LYSAGHT CUSTOM ORB®**

Material: **COLORBOND® steel**

Colour: **SURFMIST®**

Contact: **roamarchitects.com.au**



READ THE CASE STUDY HERE



Profile: **CUSTOM ORB®**
Finish: **COLORBOND®** steel
Colour: **SURFMIST®**



STUDENT WINNER

NGUYEN LE THUONG

Student winner, Nguyen Le Thuong from Canberra Institute of Technology has taken inspiration from a rural windmill and wildflower in designing his residential creation. His double story design features multi-zone living, a central outdoor space and captivating rooflines.

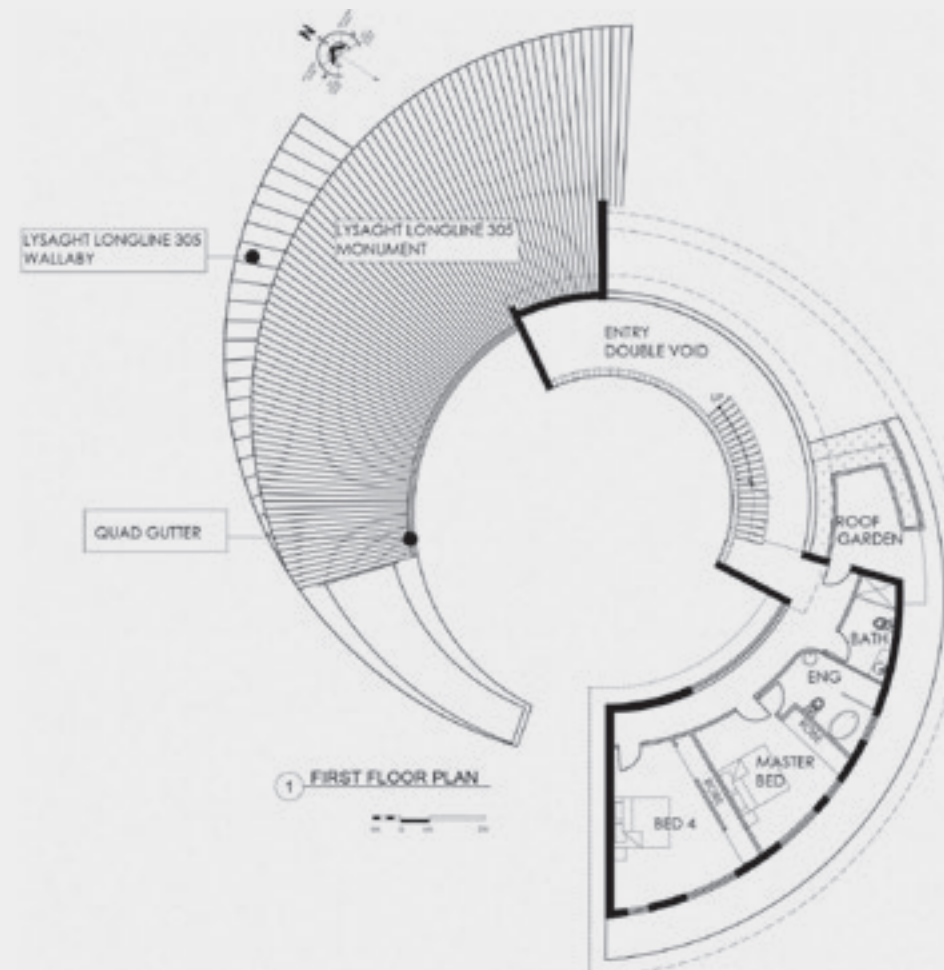
Products: **LYSAGHT LONGLINE 305®**
LYSAGHT DOMAIN®
LYSAGHT IMPERIAL®

Material: **COLORBOND® steel**


Colours: **WALLABY®, MONUMENT®, DEEP OCEAN®**



[READ THE CASE STUDY HERE](#)



Profile: **LONGLINE 305®**
Finish: **COLORBOND® steel**
Colour: **MONUMENT®**



CUSTOM ORB®

CUSTOM BLUE ORB® AND WALLCLAD™

Delivering a pleasingly textured visual with its uniform 'ripple', this is the famous and original LYSAGHT® corrugated profile which others can only imitate. A long, wide, strong, lightweight and economical profile, LYSAGHT CUSTOM ORB® cladding offers the versatility of being laid flat or spring curved and is equally at ease in both traditional and contemporary architecture.

LYSAGHT CUSTOM BLUE ORB® is the corrugated profile perfect for curving, it is the perfect match to harmonise with LYSAGHT CUSTOM ORB®.

In walling applications LYSAGHT WALLCLAD™ corrugated cladding complement both modern and traditional building styles.



*CUSTOM BLUE ORB® 17mm



For technical specifications,
manuals and project case studies
PROFESSIONALS.LYSAGHT.COM



For profile availability
see pages 103 - 105
AVAILABILITY GUIDE



For summary profile & material
specifications see pages 96 - 102
QUICK REFERENCE GUIDE

Profile: **CUSTOM ORB®**
Finish: **COLORBOND® Ultra steel**
Colour: **SURFMIST®**

Profile: **CUSTOM ORB®**
Finish: **COLORBOND®** steel
Colour: **DUNE®**



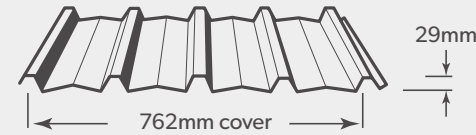
Profile: **CUSTOM ORB®**
Finish: **ZINCALUME®** steel



TRIMDEK®

A popular and versatile cladding featuring bold, trapezoidal ribs and subtle fluting in the pans, this profile provides any project with a clean, elegant finish and is available in long lengths, allowing one sheet to span from ridge to gutter without end laps on most applications. Made of rigid high strength steel yet remarkably light, LYSAGHT TRIMDEK® roofing provides excellent spanning capacity and remarkable recovery after deformation.

TRIMDEK® roofing is also suitable for long length roofing applications using the innovative TRIM-KLIP™ system.



For technical specifications,
manuals and project case studies
PROFESSIONALS.LYSAGHT.COM



For summary profile & material
specifications see pages 96 - 102
QUICK REFERENCE GUIDE



For profile availability
see pages 103 - 105
AVAILABILITY GUIDE

Profile: **TRIMDEK®**
Finish: **COLORBOND® steel**
Colour: **MONUMENT®**


Profile: **TRIMDEK®**
Finish: **COLORBOND® Metallic steel**
Colour: **SKYBRIDGE®, CITI®**

Profile: **SPANDEK®**
Finish: **COLORBOND®** steel
Colour: **DEEP OCEAN®**



SPANDEK®

The contemporary-looking, square-corrugated profile of LYSAGHT SPANDEK® cladding is ideal where a stronger, bolder and more modern corrugated appearance is required. Combining strength with lightness and rigidity, this popular cladding delivers durability, impact-resistance and economy with richly textured good looks.



For technical specifications,
manuals and project case studies
PROFESSIONALS.LYSAGHT.COM



For summary profile & material
specifications see pages 96 - 102
QUICK REFERENCE GUIDE

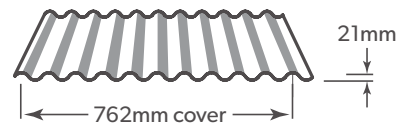


For profile availability
see pages 103 - 105
AVAILABILITY GUIDE

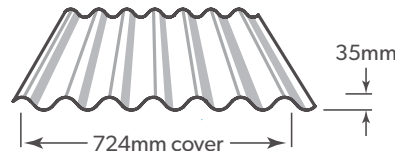
CUSTOM ORB ACCENT®

The beloved corrugated LYSAGHT CUSTOM ORB® cladding takes on new dimensions in the more deeply corrugated LYSAGHT CUSTOM ORB ACCENT® cladding profiles. CUSTOM ORB ACCENT® 21 is a mid-depth corrugated cladding offering a stronger corrugated visual, while CUSTOM ORB ACCENT® 35 is a striking cladding with corrugations 120% deeper and 50% wider than traditional corrugated profiles. Both provide improved resistance to damage and greater spanning capacity.

CUSTOM ORB ACCENT® 21



CUSTOM ORB ACCENT® 35



For technical specifications,
manuals and project case studies
PROFESSIONALS.LYSAGHT.COM



For profile availability
see pages 103 - 105
AVAILABILITY GUIDE



For summary profile & material
specifications see pages 96 - 102
QUICK REFERENCE GUIDE

Profile: **CUSTOM ORB ACCENT® 21**
Finish: **ZINCALUME® steel**

Profile: **CUSTOM ORB ACCENT® 21**
Finish: **ZINCALUME® steel**

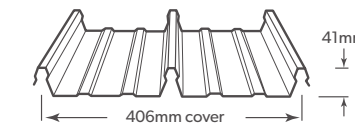
Profile: **KLIP-LOK 700 HI-STRENGTH®**
Finish: **COLORBOND®** steel
Colour: **SURFMIST®**

KLIP-LOK®

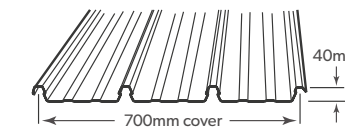
LYSAGHT KLIP-LOK® cladding has long been a design favourite for prestige commercial, industrial and architectural projects. Featuring a substantial, bold rib rising from wide, fluted pans, this cladding creates a dynamic linear visual and uses a concealed fixing system for uninterrupted lines and superb watertightness. The LYSAGHT KLIP-LOK® range offers three profiles: KLIP-LOK® 406 and KLIP-LOK CLASSIC® 700 featuring longitudinal fluting and KLIP-LOK 700 HI-STRENGTH® featuring transverse fluting* and ideal for spring curving.

KLIP-LOK® roofing is also suitable for long length roofing applications using either the innovative LOK-KLIP® system or Lysaght's mobile rollformer capability.


KLIP-LOK® 406



KLIP-LOK CLASSIC® 700



KLIP-LOK 700 HI-STRENGTH®



*KLIP-LOK 700 HI-STRENGTH® with longitudinal fluting available in some regions.



For technical specifications,
manuals and project case studies
PROFESSIONALS.LYSAGHT.COM




For summary profile & material
specifications see pages 96 - 102
QUICK REFERENCE GUIDE



For profile availability
see pages 103 - 105
AVAILABILITY GUIDE

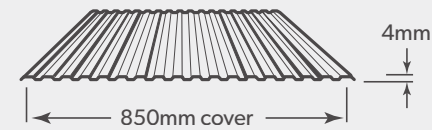
Profile: **KLIP-LOK 700 HI-STRENGTH®**
Finish: **COLORBOND®** Metallic steel
Colour: **COSMIC®**





PANELRIB®

A subtle, fluted profile with a gentle, regular rib, LYSAGHT PANELRIB® wall cladding is easily fixed and ideal for interior and exterior walling applications or as a feature. Sheets can be run vertically or horizontally and can be used flat or curved, with the longitudinal flutes providing rigidity along the length of the sheet while retaining full flexibility across the width.



For technical specifications,
manuals and project case studies
PROFESSIONALS.LYSAGHT.COM



For profile availability
see pages 103 - 105
AVAILABILITY GUIDE



For summary profile & material
specifications see pages 96 - 102
QUICK REFERENCE GUIDE




Profile: **PANELRIB®**
Finish: **COLORBOND® steel**
Colour: **BASALT®**



MULTICLAD®

An attractive profile featuring a pleasing trapezoidal rib and longitudinal fluting in the pans, LYSAGHT MULTICLAD® wall cladding can be used with ribs running vertically or horizontally and is extremely versatile and particularly suitable when an inexpensive, lightweight and quick-to-install cladding is required.



For technical specifications,
manuals and project case studies
PROFESSIONALS.LYSAGHT.COM



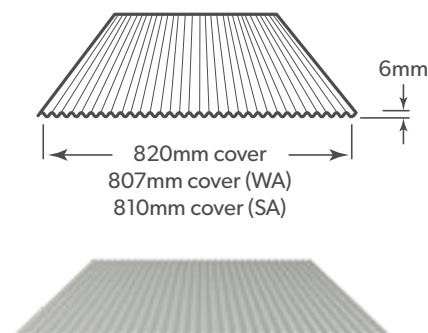
For profile availability
see pages 103 - 105
AVAILABILITY GUIDE



For summary profile & material
specifications see pages 96 - 102
QUICK REFERENCE GUIDE

MINI ORB®

With delightful mini-corrugations that make a dramatic visual impact, MINI ORB® wall cladding is suitable for interior and exterior applications and is a perfect complement to other LYSAGHT® roof and wall claddings when used as an accent feature. This profile is suitable for flat and curved installations, with ribs running vertically or horizontally, and is ideal for decorative walls and ceilings.



For technical specifications,
manuals and project case studies
PROFESSIONALS.LYSAGHT.COM



For summary profile & material
specifications see pages 96 - 102
QUICK REFERENCE GUIDE



For profile availability
see pages 103 - 105
AVAILABILITY GUIDE



Profile: **MINI ORB®**
Finish: **ZINCALUME® steel**



Product: **MINI ORB®**
Finish: **ZINCALUME® steel**



Product: **MINI ORB®**
Finish: **COLORBOND® steel**
Colour: **MANOR RED®**

Product: **MINI ORB®**
Finish: **COLORBOND® steel**
Colour: **WOODLAND GREY®**

Product: **MINI ORB®**
Finish: **COLORBOND® steel**
Colour: **SURFMIST®**

Profile: **LONGLINE 305®**
Finish: **COLORBOND®** Metallic steel
Colour: **COPPER PENNY®**

ZENITH™ RANGE

LYSAGHT ZENITH™ ARCHITECTURAL PROFILES. A TOUCH OF EUROPE FROM AUSTRALIA'S TRUSTED EXPERIENCE IN STEEL.

LYSAGHT® steel cladding has long been a valuable design resource for Australian architects, providing aesthetically appealing and versatile facades that add exciting visual dimensions to their designs.

In the ZENITH™ cladding range, that design value has reached new heights with profiles that deliver bolder aesthetics than seen before, paired with the exceptional performance you have come to know and expect from LYSAGHT® steel products.

The premium LYSAGHT ZENITH™ range comprises six inspirational profiles:

- LYSAGHT LONGLINE®
- LYSAGHT DOMINION®
- LYSAGHT IMPERIAL™
- LYSAGHT BAROQUE®
- LYSAGHT ENSEAM®
- LYSAGHT SNAPSEAM®



For technical specifications,
manuals and project case studies
PROFESSIONALS.LYSAGHT.COM



For summary profile & material
specifications see pages 96 - 102
QUICK REFERENCE GUIDE


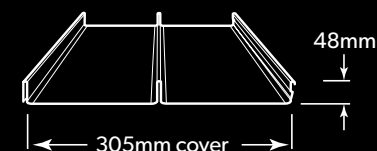


For profile availability
see pages 103 - 105
AVAILABILITY GUIDE

LONGLINE 305®

Extremely popular among architects, this striking cladding features slender, high ribs and broad, flat pans that make a dramatic statement on any structure. Using a concealed fixing system to maintain its clean lines LYSAGHT LONGLINE 305® cladding is available tapered for a fan-like effect where curvilinear roofs require a tailored cladding solution.

LONGLINE 305® WA supplied in WA.



For technical specifications,
manuals and project case studies
PROFESSIONALS.LYSAGHT.COM



For profile availability
see pages 103 - 105
AVAILABILITY GUIDE



For summary profile & material
specifications see pages 96 - 102
QUICK REFERENCE GUIDE

Profile: **LONGLINE 305®**
Finish: **COLORBOND® steel**
Colour: **SURFMIST®**



Profile: **LONGLINE 305®**
Finish: **COLORBOND® steel**
Colour: **SURFMIST®**




Profile: **LONGLINE 305®**
Finish: **COLORBOND® Metallic steel**
Colour: **CALLISTO™**

Profile: **LONGLINE 305®**
Finish: **COLORBOND® steel**
Colour: **MONUMENT®**

BAROQUE®

A heritage-inspired profile, LYSAGHT BAROQUE® features wide, flat pans defined by generous semi-circular ribs. At once delivering a strong linear visual which is gentled by the unusual, rounded rib-form, this profile offers a most unique visual character which sits easily with both traditional and contemporary architecture.



For technical specifications,
manuals and project case studies
PROFESSIONALS.LYSAGHT.COM



For profile availability
see pages 103 - 105
AVAILABILITY GUIDE



For summary profile & material
specifications see pages 96 - 102
QUICK REFERENCE GUIDE


Product: BAROQUE®
Colour: ZINCALUME® steel

Profile: **IMPERIAL™**
Finish: **COLORBOND®** steel Matt
Colour: **BASALT®**



IMPERIAL™

The sky is truly the limit with LYSAGHT IMPERIAL™. Featuring broad, flat pans and slender, well-defined ribs, this cleanly elegant standing-seam cladding complements virtually any architectural design. Combine those good looks with a curving capacity not readily achieved in all cladding, and you have the ultimate profile for style and versatility.



For technical specifications,
manuals and project case studies
PROFESSIONALS.LYSAGHT.COM



For summary profile & material
specifications see pages 96 - 102
QUICK REFERENCE GUIDE




For profile availability
see pages 103 - 105
AVAILABILITY GUIDE

Profile: **ENSEAM®**
Finish: **COLORBOND®** steel
Colour: **WALLABY®**

ENSEAM®

Broad flat pans and a lower, yet substantial rib combine to form yet another distinct visual dynamic in LYSAGHT ENSEAM® cladding. While possessing clean and striking good looks, this profile also has an easy style that makes it a very versatile cladding solution for contemporary architectural designs.



For technical specifications,
manuals and project case studies
PROFESSIONALS.LYSAGHT.COM




For summary profile & material
specifications see pages 96 - 102
QUICK REFERENCE GUIDE



For profile availability
see pages 103 - 105
AVAILABILITY GUIDE

Profile: **ENSEAM®**
Finish: **COLORBOND®** steel
Colour: **MONUMENT®**

Profile: **ENSEAM®**
Finish: **COLORBOND® steel Matt**
Colour: **MONUMENT®**

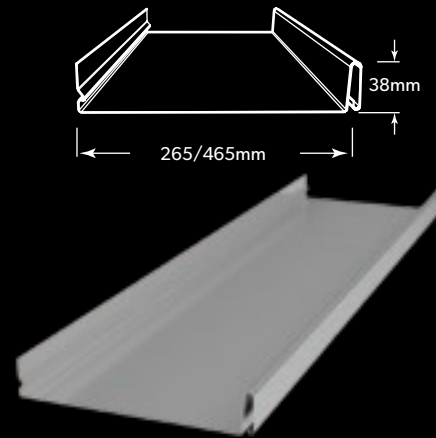


Profile: **ENSEAM®**
Finish: **COLORBOND® steel**
Colour: **WOODLAND GREY®**



SNAPSEAM®

With the broad, flat pans and distinctive ribs of our original LYSAGHT ENSEAM® profile, LYSAGHT SNAPSEAM® offers greater design flexibility utilising longer lengths and greater spanning capacity thanks to its clever concealed-fix clips. These specially designed clips provide greater fixing security while also allowing for enhanced thermal expansion and contraction to cope with a range of climatic conditions.



For technical specifications,
manuals and project case studies
PROFESSIONALS.LYSAGHT.COM

For profile availability
see pages 103 - 105
AVAILABILITY GUIDE

For summary profile & material
specifications see pages 96 - 102
QUICK REFERENCE GUIDE



Profile: **SNAPSEAM®**
Finish: **COLORBOND®** steel
Colour: **DUNE®**

Profile: **DOMINION®**
Finish: **COLORBOND® steel**
Colour: **SURFMIST®**



DOMINION®

Whether used in long lengths running vertically or horizontally on a structure, or in shorter lengths to create a 'block-like' effect, LYSAGHT DOMINION® makes a strong and extremely stylish statement. With raised panels and recessed, 'express' joins, this profile conveys a sleek, contemporary character with a pleasing detail created by the shadowed 'channels'.



For technical specifications,
manuals and project case studies

PROFESSIONALS.LYSAGHT.COM



For summary profile & material
specifications see pages 96 - 102
QUICK REFERENCE GUIDE



For profile availability
see pages 103 - 105
AVAILABILITY GUIDE

Profile: **DOMINION®**
Finish: **COLORBOND® steel**
Colour: **SURFMIST®**

Profile: **DOMINION®**
Finish: **COLORBOND® steel**
Colour: **MONUMENT®**



Profile: **DOMINION®**
Finish: **COLORBOND® steel Matt**
Colour: **MONUMENT®**



PERMALITE®

LONG-TERM PERFORMANCE

PERMALITE® aluminium cladding profiles, purlins, gutters, fascias and flashings are produced using high performance, marine grade aluminium, an alloy specifically developed to resist corrosion in marine and industrial environments.

Select from four stylish profiles:

PERMALITE V-RIB®:

This profile provides a wide 915mm cover and a pleasing symmetry which makes it aesthetically appealing for both roof and wall cladding.

PERMALITE LT7®:

With its strength, water carrying capacity, fixing economy and eave closing features, this is versatile cladding at its best. Available in 0.7mm, 0.9mm and 1.2mm thicknesses, it can also be reversed to create a bold wall cladding feature.

PERMALITE ALSPAN®:

Available in 0.7mm, 0.9mm and 1.2mm thicknesses and featuring visually distinctive ribs and wide pans, this profile was designed specifically to provide a wide spanning capability, higher water carrying capacity and accommodate construction and maintenance foot traffic.

PERMALITE WAVELINE®:

Quick to install and producing minimum wastage, this classic Australian corrugated profile also offers proven style and versatility as both roof and wall cladding in contemporary and traditional building designs.



For technical specifications,
manuals and project case studies
WWW.PERMALITE.COM.AU
OR CONTACT YOUR LOCAL
LYSAGHT REPRESENTATIVE

PERMALITE
V-RIB®

PERMALITE
LT7®

PERMALITE
ALSPAN®

PERMALITE
WAVELINE®

Profile: **WAVELINE®**
Finish: **PERMALITE® Aluminium**
Colour: **GLACIER WHITE™**

COLOUR YOUR WORLD, YOUR WAY, WITH THE COLORBOND® STEEL COLOUR RANGE

LYSAGHT® roofing and walling can be manufactured from a wide range* of COLORBOND® steel colours and finishes so you can choose the exact look that sets the tone for your whole home or complements your other building material choices.


You can also mix and match these colours when you choose gutters, fascia and downpipes made from COLORBOND® steel, to create a unique and very individual style.

Whether you prefer colours that are subtle or bold, light or dark, cool or warm, you'll find the perfect colour for your home in COLORBOND® steel.

COLORBOND® STEEL STANDARD COLOUR RANGE



COLORBOND® STEEL MATT COLOUR RANGE




COLORBOND® ULTRA STEEL COLOUR RANGE



*Not all products are available in all colours and finishes. Contact Lysaght for availability.

COLORBOND® METALLIC STEEL COLOUR RANGE



Profile: **WAVELINE®**
Finish: **PERMALITE®** Aluminium
Colour: **SAHARA®**

Profile: **LONGLINE 305®**
Finish: **COLORBOND® Metallic steel**
Colour: **COPPER PENNY®**

LYSAGHT® AND COLORBOND® STEEL STUDIO

REALISE YOUR DESIGN VISION

COLORBOND® steel Studio is an online colour and finish selection tool that enables architects and building designers to choose from a suite of over 200 colours in a range of finishes including COLORBOND® steel, COLORBOND® Ultra steel, COLORBOND® Metallic steel and COLORBOND® steel Matt, all backed by BlueScope.

- Browse over 200 colours and finishes across the colour spectrum
- Use RGB and HEX colour values, Dulux and RAL colour names, or by uploading an image, to identify the closest matched colour and finish
- Order colour samples of selected colours and finishes to share with stakeholders, present in meetings and use in Development Applications
- Review available warranties* for selected colours and finishes
- Create an online profile to view your colour selections, samples order history and gain additional inspiration

LYSAGHT – THE PROFESSIONALS CHOICE

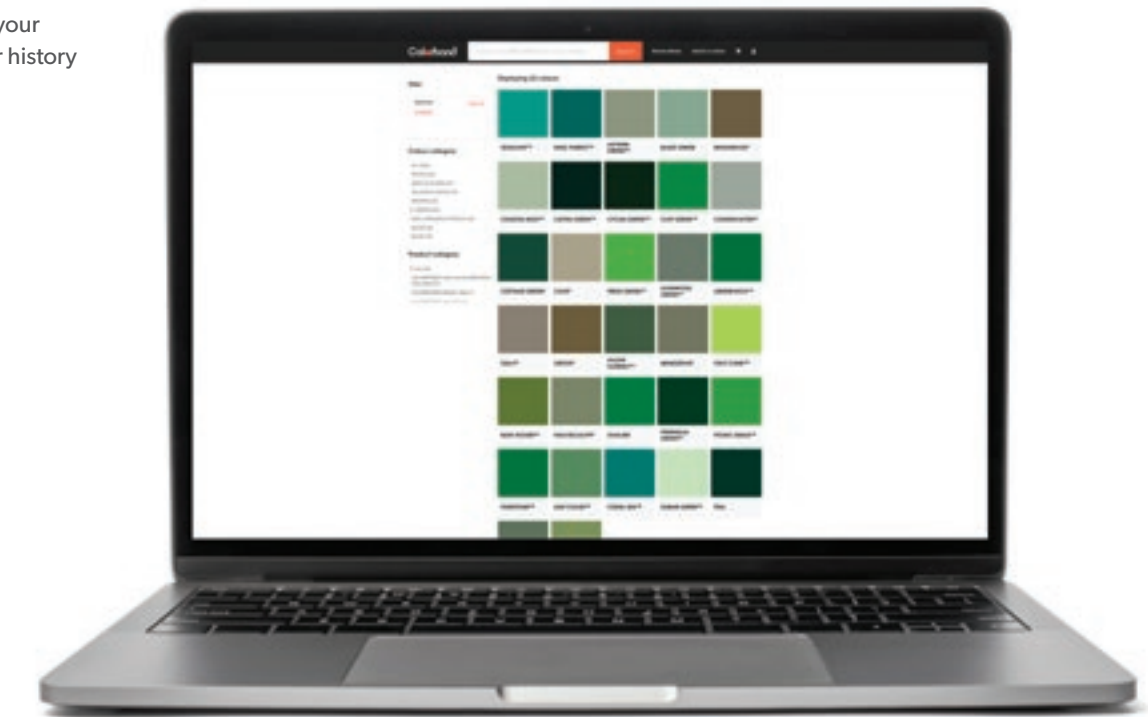
By specifying LYSAGHT® roofing and walling profiles and a COLORBOND® steel Studio colour and finish, you can be assured of exceptional results for your client's project.

Lysaght has been supplying steel building products for over 150 years, and we are proud to be known for the quality of our products.

Through this long history in the industry, and as a business of Australia's largest steelmaker, BlueScope, we are also known for the extensive technical expertise offered by our experienced team through our network of over 20 locations Australia-wide.

LYSAGHT® steel building products are manufactured using COLORBOND® steel and ZINCALUME® steel and are extensively performance-tested to comply with Australian building codes at our NATA accredited testing facility.

*Subject to application and eligibility criteria being met.



Visit www.colorbondstudio.com for more information.

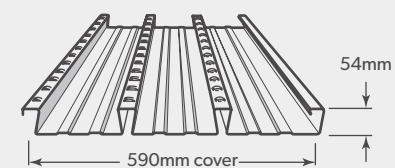
STRUCTURAL PRODUCTS

Good looks, as they say, aren't everything. It's also what's inside that counts. Particularly when what's required inside are strong steel components that underpin extraordinary architecture. Manufactured from quality GALVSPAN®, ZINCALUME®, TRUECORE® and DECKFORM® steel, the LYSAGHT® range of structural products offer performance strengths that not only support your design vision, but may also enable you to expand it.

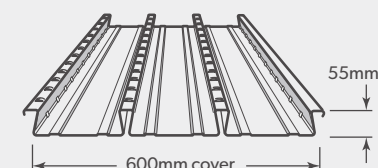


For technical specifications,
manuals and project case studies
PROFESSIONALS.LYSAGHT.COM


BONDEK®




BONDEK PLUS®



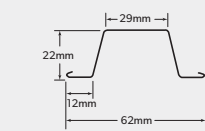
ZED & CEE PURLINS



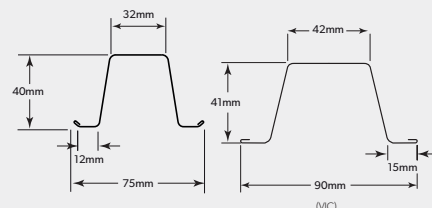
SUPAPURLIN™



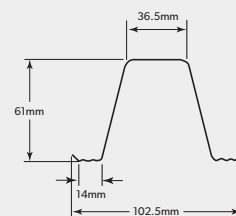
TOPSPAN® 22



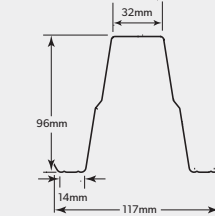
TOPSPAN® 40



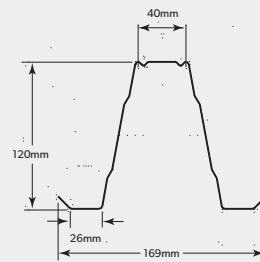
TOPSPAN® 61



TOPSPAN® 96



TOPSPAN® 120



Profile: **BONDEK®**
Finish: **DECKFORM®** steel

Profile: **NEETASCREEN®**
Finish: **COLORBOND® steel**
Colour: **SURFMIST®**

FENCING SOLUTIONS

Like an elegant frame surrounding a work of art, a boundary fence can be a final, defining visual element in your architectural design. Which is why, when it comes to creating boundaries, the LYSAGHT® range offers steel fencing solutions with boundless design options that will stylishly frame any structure. Made from genuine COLORBOND® steel in a range of attractive profiles and designer colours, with a range of accessories and the option of standard or wide panel fence runs, fully engineered LYSAGHT® steel fencing is designed to stand the test of time in style.



For technical specifications,
manuals and project case studies
PROFESSIONALS.LYSAGHT.COM



For profile availability
see pages 103 - 105
AVAILABILITY GUIDE



For summary profile & material
specifications see pages 96 - 102
QUICK REFERENCE GUIDE

Profile: **NEETASCREEN®**
Finish: **COLORBOND® steel**
Colour: **CLASSIC CREAM™**

Profile: **SMARTASCREEN®**
Finish: **COLORBOND® steel**
Colour: **WOODLAND GREY®**



Profile: **SLATSCREEN™**
Finish: **COLORBOND® steel**
Colour: **WOODLAND GREY®**



THE FINISHING TOUCHES

Fascia, gutters, downpipes and flashings are not only crucial to a structure's weather resistance, but also in delivering the final touches to your architectural design. With the LYSAGHT® range of rainwater goods, you have the best of both worlds in products that are not only designed for exceptional performance, but also to deliver exceptional aesthetics. Made from quality COLORBOND® steel and available in a wide array of colours and styles, LYSAGHT® rainwater goods shine whatever the weather.




For technical specifications,
manuals and project case studies
PROFESSIONALS.LYSAGHT.COM



For profile availability
see pages 103 - 105
AVAILABILITY GUIDE



For summary profile & material
specifications see pages 96 - 102
QUICK REFERENCE GUIDE



Product: KLIP-LOK 700 HI-STRENGTH®
Colour: SURFMIST®

LONG LENGTH ROOFING

MOBILE ROLLFORMING

Utilising long length steel roofing systems is no longer limited by transportation, product handling or site access restrictions.

With this innovative, relocatable production capability, extremely long lengths of profiled steel roofing, potentially up to 800m, can be manufactured on-site and even delivered directly onto the roofing structure in one continuous operation.

Utilising our mobile, enclosed trailer-mounted, custom engineered rollforming machine, Lysaght can manufacture the exact project requirements on-site, synchronised perfectly with the construction timeline to ensure efficient and cost effective roof construction. It also reduces product wastage and guarantees a more precise coverage.

Long sheet lengths can be rolled out and either stacked to be craned onto the roof structure or, for those structures up to 12m eaves height, projected directly up onto the support structure in one continuous operation.

LONG LENGTH ROOFING


LOK-KLIP® & TRIM-KLIP™

The innovative end/expansion joint solution for KLIP-LOK 700 HI-STRENGTH®, KLIP-LOK CLASSIC® 700 or LYSAGHT TRIMDEK® steel roofing.

The LYSAGHT LOK-KLIP® / TRIM-KLIP™ end/expansion joint solution is the next step in the evolution of one of Australia's most popular and proven industrial and commercial roof systems.

Fully compatible with both steel and translucent roof sheets for the translucent roof sheets the LOK-KLIP® / TRIM-KLIP™ system comprises of a fully engineered ZINCALUME® steel bracket and a custom shaped polyethylene foam strip that work together to form a durable, weather resistant overlap joint.





POP UP PENETRATION™


The patented Pop Up Penetration™ system has been created to provide a more efficient design for the flashing of penetrations on long run roofing projects. The system is aesthetically pleasing and complements any roof or building design.

Available in a range of finishes and colours to complement any roof, the Pop Up Penetration™ system also easily accommodates multiple roof penetrations by ensuring each penetration re-diverts its own water correctly and does not affect roof run performance.

DIFFERENCES AND ADVANTAGES


- Manufactured using genuine COLORBOND® steel and ZINCALUME® steel.
- Clean, elegant design in a range of finishes and colours to suit any roof and architecture.
- The engineered solution that correctly redirects water flow to all pans of the roof sheet to avoid flooding of the laps.
- Can be ordered in kit form, off a plan, months in advance.
- No site measure is required, saving time on site.
- Design has been engineered, independently certified and is endorsed by Lysaght for use with its products.
- The system is covered by the BlueScope Roofing Warranty*.
- Complete peace of mind that your project will be watertight.

*Subject to application and eligibility criteria being met.



WITHOUT POP UP PENETRATION

X All water directed to adjacent pans, well and truly exceeding roof sheet pan capacity.



WITH POP UP PENETRATION

✓ Water equally re-distributed in front of roof penetration.

**POP UP PENETRATION™ -
THE ENGINEERED SOLUTION**

VENT-A-ROOF®

VENT-A-ROOF® is a unique passive ridge ventilation system that promotes the circulation of fresh air through roof spaces, ceiling and building spaces in commercial and light industrial buildings, residential homes and most metal sheds.

- Improves roof ventilation with continuous airflow, reducing AC energy consumption
- Mitigates condensation, humidity, and unhealthy mould and mildew
- Keeps spaces cooler in summer and manages condensation in winter
- Provides an NCC compliant roof ventilation system
- Passive system with no moving parts to wear out or maintain
- BAL compliant roof ventilation solution

SUITABLE FOR

- LYSAGHT CUSTOM ORB®
- LYSAGHT TRIMDEK®
- LYSAGHT KLIP -LOK 700®


HOW VENT-A-ROOF® WORKS

VENT-A-ROOF® uses the exact same thermal principles as other natural ventilation systems. As the roof space heats, hot air is drawn towards the highest natural point and expelled through the VENT-A-ROOF® integrated louvre and down the pan creating a passive, natural and continuous flow of air.

Simultaneously, any positive airflow across the ridge of the roof creates a negative pressure which pulls air out from the ridge vent and brings in fresh air from intake vents in the eaves or below. Effectively, two thermal effects create a continuous flow of air allowing cool air into the roof/building space and extracting hot air.

BENEFITS OF VENT-A-ROOF®

- Improve roof ventilation with continuous airflow, reducing both roof space temperature and energy costs associated with cooling the building
- Full roof ventilation possible with both ridge and hip vents



- Encourages high natural air flow - 3.8m of VENT-A-ROOF® ridge equivalent to 1 whirlybird in air movement (1m of ridge = 2m of VENT-A-ROOF®)
- Keep cooler in summer and remove condensation in winter
- Actively prevents the build-up of mould within the ceiling cavity
- Australian wind, bushfire and cyclonic region rated
- Maintenance free with no moving parts or noise
- Requires no power
- Available in all COLORBOND® steel colours with two common ridge designs, roll-top or low profile folded ridge
- DTC solution for 2019 NCC Condensation Management and Roof Ventilation requirements

LYSAGHT DESIGN ASSISTANCE CAPABILITY

Over the last 150 years, Lysaght has earned an enviable reputation as an industry leader committed to working with architects, designers, builders and building owners to deliver innovative and ground-breaking steel building products, advanced building systems and creative design solutions.


These innovations begin as ideas – it's then up to Lysaght's engineers, designers, materials specialists and software engineers to bring them to life.

With a passion for delivering steel building product innovation, these experts are engaged in an ongoing program of product development, enhancement, improvement and certification that is keeping Lysaght at the forefront of emerging design and construction trends.

With its in-house fabrication capability and NATA* accredited testing facility containing over a dozen specially designed testing and validation rigs, Lysaght is able to work with customers and suppliers to develop work class steel building product solutions.





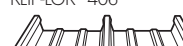





Using the resources of this unique in-house facility, we undertake a range of critical bespoke product development and improvement tasks including prototyping and design, new product development, building system design, engineering and validation, product performance testing, and more.

*National Association of Testing Authorities






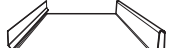
SPECIFICATIONS

ROOFING & WALLING

	BMT	Mass ⁽¹⁾	Cover Width	Rib Depth	Roof Pitch Minimum ⁽²⁾	Maximum recommended spacing of supports ⁽⁶⁾								
						ROOFS			Eaves Overhang ⁽³⁾		WALLS			
						Single	End	Internal	Unstiffened	Stiffened	Single	End	Internal	Overhang
	mm	kg/m ²	mm	mm	Degrees	mm	mm	mm	mm	mm	mm	mm	mm	mm
CUSTOM ORB®	0.42	4.23	762	16	5 (1 in 12)	700	900	1200	200	300	1800	2500	2700	200
	0.48	4.81	762	16	5 (1 in 12)	800	1300	1700	250	350	1800	2700	2700	250
CUSTOM BLUE ORB®	0.60	6.1	762	17	5 (1 in 12)	1600	1600	1800	200	300	2400	3000	3300	200
	0.80	8.0	762	17	5 (1 in 12)	1800	1800	2600	400	600	2400	3200	3600	400
CUSTOM ORB ACCENT 21®	0.40	4.4*	762	21	3 (1 in 20)	750	950	1350	150	400	1800	2400	2400	150
	0.48	5.2*	762	21	3 (1 in 20)	950	1500	1900	200	450	1800	2700	2700	200
CUSTOM ORB ACCENT 35®	0.48	5.5*	724	35	2 (1 in 30)	1300	1600	2400	200	600	2100	2700	2700	200
														
KLIP-LOK® 406	0.48	5.56	406	41	1 (1 in 50)	1500	1800	2100	200	600	-	-	-	-
														
KLIP-LOK 700 HI-STRENGTH®	0.42	4.61	700	43	2 (1 in 30) ⁽⁵⁾	1650	1750	2200	150	450	2600	3200	3850	150
	0.48	5.24	700	43	1 (1 in 50)	2050	2350	2800	200	500	3000	3450	3900	200
KLIP-LOK CLASSIC® 700	0.42	4.61	700	40	2 (1 in 30) ⁽⁵⁾	-	1800	2200	200	500	-	2150	3250	300
	0.48	5.24	700	40	1 (1 in 50)	1800	2000	2500	150	450	-	2700	2700	450
LONGLINE 305® (Not Tapered)	0.70	9.64	305	48	1 (1 in 50)	1800	2000	2500	150	450	-	2700	2700	450
														
SPANDEK®	0.42	4.61	700	24	3 (1 in 20) ⁽⁴⁾	1300	1800	2400	300	600	2500	3000	3300	300
	0.48	5.24	700	24	3 (1 in 20) ⁽⁴⁾	2000	2200	3000	400	700	3000	3000	3300	400
TRIMDEK®	0.42	4.23	762	29	2 (1 in 30)	1100	1300	1900	150	300	2400	3000	3000	150
	0.48	4.81	762	29	2 (1 in 30)	1600	1850	2600	200	350	2700	3000	3000	200

SPECIFICATIONS

ROOFING & WALLING

	BMT	Mass ⁽¹⁾	Cover Width	Rib Depth	Roof Pitch Minimum ⁽²⁾	Maximum recommended spacing of supports ⁽⁶⁾								
						ROOFS			Eaves Overhang ⁽³⁾		WALLS			
						Single	End	Internal	Unstiffened	Stiffened	Single	End	Internal	Overhang
	mm	kg/m ²	mm	mm	Degrees	mm	mm	mm	mm	mm	mm	mm	mm	mm
	0.55	6.91	265	38	3	600	600	600	50	-	900	900	1200	100
	0.75	9.09	265	38	3	700	700	700	50	-	1000	1000	1300	100
	0.55	5.92	465	38	3	Must be fixed on ply with screw fixing at 450mm c/c			50	-	450	450	450	100
	0.75	6.88	465	38	3	Must be fixed on ply with screw fixing at 450mm c/c			50	-	550	550	550	100
	0.55	5.48	325	27	1 or 3 for end lapped roofs	For all span type: Fixed clip at 350 at roof edge. Sliding clip at 700 at general area			50	-	For all span type: Fixed clip at 350 at wall edge. Sliding clip at 700 at wall area			100
	0.75	7.42	325	27	1 or 3 for end lapped roofs	For all span type: Fixed clip at 450 at roof edge. Sliding clip at 800 at general area			50	-	For all span type: Fixed clip at 450 at wall edge. Sliding clip at 800 at wall area			100
	0.55	5.09	525	27	1 or 3 for end lapped roofs	Not suitable for roofing applications					For all span type: Fixed clip at 350 at wall edge. Sliding clip at 700 at wall area			100
	0.75	6.89	525	27	1 or 3 for end lapped roofs	Not suitable for roofing applications					For all span type: Fixed clip at 450 at wall edge. Sliding clip at 800 at wall area			100
	0.55	6.65	275	25	5	LYSAGHT BAROQUE® cladding must be fixed to Ply at max 600mm c/c only for wind region A and terrain category 3 for higher wind regions, check with your Lysaght representative ⁽⁷⁾								
	0.75	8.76	275	25	5									
	0.55	5.79	475	25	5									
	0.75	7.61	475	25	5									
	0.55	1.83	265	38	3	600	900	900	50	-	900	900	1200	100
	0.75	2.41	265	38	3	700	1000	1000	50	-	1000	1000	1300	100
	0.55	2.75	465	38	3	Must be fixed to 19mm thick F11 structural CD ply with screw fixing at 450mm c/c and batten / support spacings at maximum 600mm centres			50	-	450	450	450	100
	0.75	3.61	465	38	3				50	-	550	550	550	100

⁽¹⁾ Masses are for unpainted ZINCALUME® steel, unless otherwise marked (*). * which are indicative masses only.

⁽²⁾ See Section 2.5, LYSAGHT® Roofing & Walling Installation Manual.

⁽³⁾ See Section 10.6, LYSAGHT® Roofing & Walling Installation Manual for explanation of ‘stiffened’.

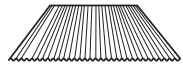




⁽⁴⁾ Slope of 2° (1 in 30) is below the minimum recommended however is available subject to enquiry. Please refer to Section 2.5, LYSAGHT® Roofing & Walling Installation Manual.

⁽⁵⁾ Slope of 1° (1 in 50) is below the minimum recommended however is available subject to enquiry. Please refer to Section 2.5, LYSAGHT® Roofing & Walling Installation Manual.

⁽⁶⁾ See Section 2.3, LYSAGHT® Roofing & Walling Installation Manual.

SPECIFICATIONS

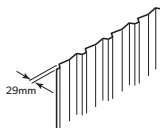
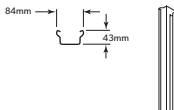
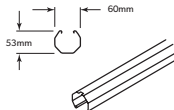
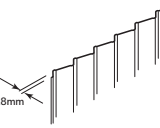
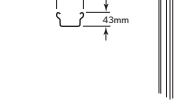
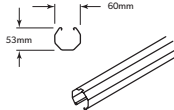
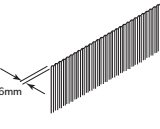
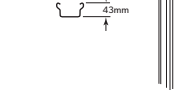
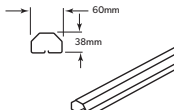
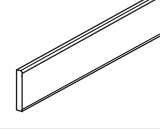
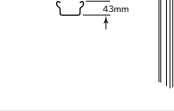
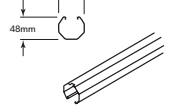
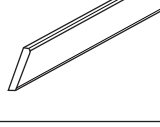
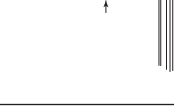
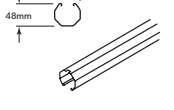


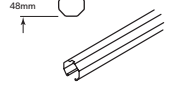
WALLING

	BMT	Mass ⁽¹⁾	Cover Width	Rib Depth	Maximum recommended spacing of supports ⁽²⁾			
					Single	End	Internal	Overhang
	mm	kg/m ²	mm	mm	mm	mm	mm	mm
MINI ORB® 	0.42	3.93	820	6	1200	1500	1500	100
MULTICLAD® 	0.35	3.23	840	12	1400	1800	1800	150
	0.42	3.84	840	12	1700	1800	1800	150
PANELRIB® 	0.35	3.19	850	4	1100	1200	1200	150
	0.42	3.80	850	4	1200	1200	1200	150
WALLCLAD™ 	0.35	3.56	762	16	1800	2400	2400	150
DOMINION® 	0.55	5.88	285	25	1200	1200	1500	100
	0.75	7.43	285	25	1300	1200	1500	100
	0.55	5.31	485	25	900	900	1200	100
	0.75	6.71	485	25	1000	1000	1300	100

⁽¹⁾ Masses are for unpainted ZINCALUME® steel.
⁽²⁾ See Section 2.3, LYSAGHT® Roofing & Walling Installation Manual.

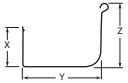
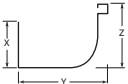
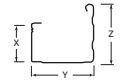
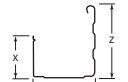
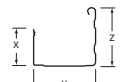
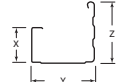
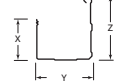
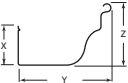
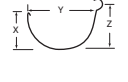
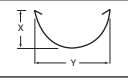
SPECIFICATIONS

FENCING

Product	Infill	Post	Rail	Panel Heights	Panel Widths
NEETASCREEN®				1500mm, 1800mm, 2100mm	1582mm, 2350mm, 3100mm
SMARTASCREEN®				1500mm, 1800mm, 2100mm	1582mm, 2350mm, 3100mm
MINISCREEN®				1500mm, 1800mm, 2100mm	1582mm, 2350mm
SLATSCREEN™				1500mm, 1800mm	2350mm
LOUVRESCREEN™				1500mm, 1800mm	1800mm
CUSTOMSCREEN®				1500mm, 1800mm, 2100mm	1582mm, 2350mm

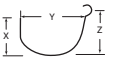

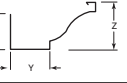
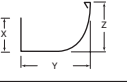
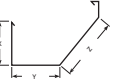
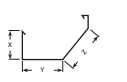
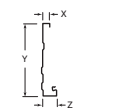
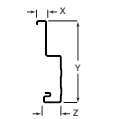
SPECIFICATIONS

RAINWATER

Product	Typical Profile	X mm	Y mm	Z mm	Available in
QUAD 115 Hi-Front		62	115	90	QLD, NSW, ACT, VIC, TAS, SA
QUAD 115 Lo-Front		65	115	70	NSW, ACT
QUAD 150 Hi-Front		62	150	90	QLD
QUAD 150 Lo-Front		78	150	74	QLD
QUAD 175		100	163	99	QLD
QUAD Square Bead		65	115	100	WA
SHEERLINE® with return		81	124	141	NSW, ACT, VIC, TAS
		83	127	140	WA
SHEERLINE® without return		73	124	141	SA
TRIMLINE®		72	124	116	QLD, VIC, Northern NSW
FITFAST®		69	124	140	QLD
EMLINE®		89	125	140	QLD
OGEE™		64	145	98	SA
		63	125	90	VIC
HALF ROUND		73	150	97	NSW, ACT
		N/A	150	N/A	VIC
		83	150	98	SA
		79	154	105	QLD
		75	150	75	WA
HALF ROUND 190		90	190	100	QLD

SPECIFICATIONS

RAINWATER

Product	Typical Profile	X mm	Y mm	Z mm	Available in
FLATBACK		74	136	97	NSW, ACT
		82	140	104	QLD
		83	150	98	SA
FLATBACK 190		95	180	110	QLD
RANCELINE® WA		N/A	125	104	WA
COLONIAL® WA		N/A	130	94	WA
QUARTER ROUND		65	125	100	WA
SHORELINE™		93	105	134	SA
SHORELINE™ MINI		61	88	88	SA
NOVALINE® FASCIA		18	185	35	QLD, NSW, ACT, VIC, SA
REBATE NOVALINE® FASCIA		19	178	44	WA

SPECIFICATIONS

MATERIAL

	Description	Standard	Coating Mass
ZINCALUME® steel	Aluminium/zinc/magnesium alloy coated steel	AS 1397:2011	125g/m²
COLORBOND® steel	Pre-painted steel for exterior roofing and walling	Painting complies with AS/NZS 2728:2013 Base complies with AS 1397:2011	100g/m²
COLORBOND® Metallic steel	Pre-painted steel for superior aesthetic performance displaying a metallic sheen		100g/m²
COLORBOND® steel Matt	Pre-painted steel for exterior roofing and walling displaying a matt finish		100g/m²
COLORBOND® Ultra steel	Pre-painted steel for severe coastal or industrial environments		150g/m²
SUPERDURA™ Stainless steel	Pre-painted steel for severe coastal or industrial environments		Painting complies with AS/NZS 2728:2013 Base complies with AISI/ASTM Type 430

Lysaght can help you select the most appropriate material for your project. Below is a quick guide to which material may be most suitable for your project, depending upon its location.



PRODUCT AVAILABILITY

ROOFING & WALLING

ROOFING & WALLING	QLD	NSW/ACT	VIC	SA	WA	TAS	NT
CUSTOM ORB®							
CUSTOM BLUE ORB®							
TRIMDEK®							
SPANDEK®							
CUSTOM ORB ACCENT® 21							
CUSTOM ORB ACCENT® 35							
KLIP-LOK 700 HI-STRENGTH®							
KLIP-LOK CLASSIC® 700							
KLIP-LOK® 406							
PANELRIB®							
MULTICLAD®							
MINI ORB®							
WALLCLAD™							
TRIMWALL							
LONGLINE 305®							
LONGLINE 305® WA							
DOMINION®							
IMPERIAL™							
BAROQUE®							
SNAPSEAM®							
ENSEAM®							

PRODUCT AVAILABILITY

STRUCTURAL

STRUCTURAL	QLD	NSW/ACT	VIC	SA	WA	TAS	NT
BONDEK®							
BONDEK PLUS™							
BONDEK PLUS™ 2P							
ZED & CEE PURLINS							
SUPAPURLIN™							
TOPSPAN® 22							
TOPSPAN® 25							
TOPSPAN® 40							
TOPSPAN® 50							
TOPSPAN® 61							
TOPSPAN® 96							
TOPSPAN® 120							

PRODUCT AVAILABILITY

RAINWATER, FENCING

RAINWATER PRODUCTS	QLD	NSW/ACT	VIC	SA	WA	TAS	NT
QUAD							
SHEERLINE®							
TRIMLINE®							
FITFAST®							
EMLINE®							
OGEE™							
HALF ROUND							
FLATBACK							
RANCELINE® WA							
COLONIAL® WA							
QUARTER ROUND							
SHORELINE™							
SHORELINE™ MINI							
NOVALINE® FASCIA							
REBATE NOVALINE® FASCIA							
FENCING							
NEETASCREEN®							
SMARTASCREEN®							
MINISCREEN®							
SLATSCREEN™							
LOUVRESCREEN™							
CUSTOMSCREEN®							

PRODUCT DESCRIPTIONS

- All descriptions, specifications, illustrations, drawings, data, dimensions and weights contained in this catalogue, all technical literature and websites containing information from Lysaght are approximations only. They are intended by Lysaght to be a general description for information and identification purposes and do not create a sale by description. Lysaght reserves the right at any time to:

(a) supply Goods with such minor modifications from its drawings and specifications as it sees fit; and

(b) alter specifications shown in its promotional literature to reflect changes made after the date of such publication.

Get access to more detailed technical information, installation and product guides along with more case studies and design inspiration at **professionals.lysaght.com**

DISCLAIMER, WARRANTIES AND LIMITATION OF LIABILITY

- This publication is intended to be an aid for all trades and professionals involved with specifying and installing Lysaght products and not to be a substitute for professional judgement.
- Terms and conditions of sale available at local Lysaght sales offices.
- Except to the extent to which liability may not lawfully be excluded or limited, BlueScope Steel Limited will not be under or incur any liability to you for any direct or indirect loss or damage (including, without limitation, consequential loss or damage such as loss of profit or anticipated profit, loss of use, damage to goodwill and loss due to delay) however caused (including, without limitation, breach of contract, negligence and/or breach of statute), which you may suffer or incur in connection with this publication.

FOR YOUR NEAREST SUPPLIER VISIT:

WWW.LYSAGHT.COM

FOR SALES ENQUIRIES CALL 13 30 38 | FOR TECHNICAL ENQUIRIES CALL 1800 641 417

® product and product brand names are registered trademarks and ™ product and product brand names are trademarks of BlueScope Steel Limited trading as Lysaght.

The LYSAGHT® range of products is exclusively made by or for BlueScope Steel Limited trading as Lysaght.

BlueScope, the BlueScope brand mark and ® product names are registered trademarks of BlueScope Steel Limited. ™ colour names are trademarks of BlueScope Steel Limited.

© BlueScope Steel Limited April 2022 ABN 16 000 011 058. All rights reserved.

