


HI-DECK 650[®]

CONTINUOUS ROOF CLADDING



A Met-TECH[™] GUIDE

NOVEMBER 2018



Metroll[®]

BETTER SERVICE • BETTER BUILDING SOLUTIONS

HI-DECK 650®



Sheet Width: 725mm Cover: 650mm Height: 50mm

Hi-Deck 650® is custom length, high tensile steel roofing manufactured from 0.42mm and 0.48mm BMT COLORBOND® and ZINCALUME® steels. Hi-Deck 650® is ideal for new and renovated commercial and industrial applications.

FEATURES & BENEFITS

- Custom lengths
- Lightweight
- Long lengths
- Ideal for commercial and industrial
- Wide range of colours

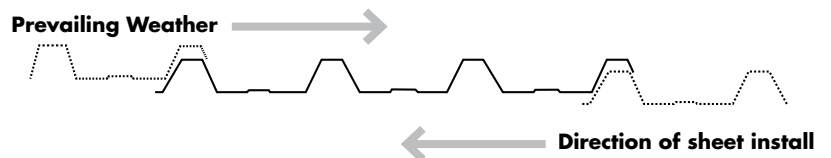
HI-DECK 650® - ROOFING

BMT mm	Steel Base Mpa	Mass CB* kg/m ²	Mass Zinc kg/m ²	Min. Pitch°	Max Spans mm	
					End	Internal
0.42	G550	5.01	4.96	1 (1 in 50)	2500	2750
0.48	G550	5.69	5.64	1 (1 in 50)	3400	3800

CB = Colorbond®

FASTENERS

Hi-Deck 650® may be fastened to timber or steel supports by conventional crest fixing. There should be 4 fixings per sheet at ends and end laps, and 3 fixings per sheet at intermediate supports. Do not locate fasteners less than 25mm from sheet ends. Always face side laps away from the prevailing weather.



What is Met-TECH™?

Met-TECH™ is Metroll's Technical Resource Centre. It is the one stop shop for all of Metroll's product and technical information. Perfect for builders, contractors and specifiers to source all the information they may require. You can find other Met-TECH™ items on our website www.metroll.com.au/resources

Timber Supports

Roofing 14 - 10 x 90mm Hex Head Type 17 with seal

Steel Supports 1.2mm to 3mm BMT

Roofing 12 - 14 x 80mm Hex Tek® Type 17 with seal

THERMAL EXPANSION

Change in temperature will cause all metals to expand and contract. There is minimal effect with steel roofing and walling, however care must be taken when long sheet runs and used and high temperature variations occur. Metroll recommends the following maximum runs:

	Dark Colours	Light Colours
Hi-Deck 650®	Up to 17m	Up to 24m

LENGTH

Metroll supplies Hi-Deck 650® cut to order as required; depending on load limit regulations set by local transport authorities. Lengths for manufacture need to be site measurements and not taken off plans. Length tolerance for Hi-Deck 650® is ± 0 -15mm.

To prevent damage when lifting long lengths, ensure sheets are lifted with the use of multiple lift point spreader bars.

ROOF PITCH & END LAPS

For roofs with continuous sheets and no end laps the minimum roof pitch is 1° (1 in 50). This minimum pitch must be adhered to and all points of the roof to prevent ponding. For roofs with end laps the minimum lap is 200mm for pitches between 5° and 15°, and 150mm above 15°.

CUTTING

Cut sheets with a method and in a location so that damage is avoided to sheets and other building products. Material should be cut on the ground and not above other materials. Remove all swarf and debris from the work and installation area. Sheets may be cut using a power saw with a steel cutting blade, a power nibbler or with tin snips. Avoid using abrasive discs as these can cause edge and coating damage.

CARE, HANDLING & STORAGE

Care should be taken at all times when handling sheets to preserve the quality of the finish. Keep packs dry, stored clear of the ground and protected from rain and moisture. Any sheets which become wet should be separated, wiped and placed in the open air to dry.

WALKING ON HI-DECK 650®

When walking on Hi-Deck 650® roof sheeting always wear flat rubber soled shoes and only walk over areas where purlins or batten supports are installed. Walk in either pan next to lapped edge ribs.

CLEAN UP

Prior to departing the work site remove all foreign debris, screws, rivets and especially any swarf created by drilling or cutting from the roof surface and/or inside gutters. Failure to do so may result in premature corrosion.

MATERIAL COMPATIBILITY

Never use lead flashings with Hi-Deck 650® sheeting made from COLORBOND® and ZINCALUME® steels. Avoid drainage from copper roofs onto COLORBOND®, ZINCALUME® or galvanised steel roofing or rainwater products. Lead, copper, bare metal and some chemically treated timbers are not compatible with Hi-Deck 650®.

ADVERSE CONDITIONS

Localised environmental conditions can impact the corrosive nature of a site which may impact on material choice. Conditions that may impact on material choice include; direction of prevailing winds, rainfall intensity, duration of exposure, temperature, shelter and areas not washed by rainfall. Contact your local Metroll branch if you intend to use Hi-Deck 650® within 1km of industrial, chemical, marine or corrosive environments.

MATERIAL SPECIFICATION & SCOPE


All roofing should be specified on drawings as Hi-Deck 650®, manufactured by Metroll Pty Ltd and installed in accordance with the manufacturers recommendations. Base sheet steel is G550 / AZ150 with specified finish.

AVAILABILITY & DELIVERY

Hi-Deck 650® is available from Metroll Perth. Contact Metroll for lead times, colours and availability.

Ensuring suitable arrangements are made to assist the unloading of Metroll trucks will help supply material in good order. When lifting long lengths by crane please ensure the load is evenly spread. Where a crane cannot be made available it is the customers responsibility to provide sufficient labour to assist the driver in unloading.

Can we assist with any additional Steel Building Products?



QLD		NSW		VIC		TAS	
Cairns	07 4054 0888	Lismore	02 6622 6677	Preston	03 9480 3744	Launceston	03 6335 8555
Townsville	07 4779 8266	Tamworth	02 6765 4799	Laverton	03 8369 8300	NT	
Mackay	07 4968 1255	Newcastle	02 4954 5799	Geelong	03 5248 2006	Darwin	08 8935 9555
Rockhampton	07 4920 0900	Sydney	1300 766 346	Ballarat	03 5335 6416	WA	
Bundaberg	07 4155 5999	Dubbo	02 6883 4800	Pakenham	03 8710 9300	Perth	08 9365 5444
Toowoomba	07 4634 6144	Wagga Wagga	02 5924 4500	SA		Bunbury	08 9796 9796
Sunshine Coast	07 5493 7872	ACT		Adelaide	08 8282 3300	Albany	08 9841 6966
Brisbane	07 3375 0100	Canberra	02 6298 2777				

26 Metroll Branches Nationwide

visit our new website
metroll.com.au



Metroll Pty Ltd. ABN 97 001 446 439. All reasonable care has been taken in the compilation of the information contained in this brochure. All recommendations on the use of Metroll products are made without guarantee as conditions of use are beyond the control of Metroll Pty Ltd. It is the customers responsibility to ensure that the product is fit for its intended purpose and that the actual conditions of use are suitable. Metroll Pty Ltd. pursues a policy of continuous development and reserves the right to amend specifications without prior notice. The Metroll M and Logo are registered trademarks of Metroll Pty Ltd.

COLORBOND®, ZINCALUME®, GALVASPAN® steels are all registered trademarks of BlueScope Steel Limited.