

insuliving

# Smart, Sustainable Living Starts Here

Energy-efficient,  
durable, and built to last –  
proudly made in Australia



Discover the future of homebuilding with InsulLiving™ –  
where innovation meets sustainability

**BONDOR®**

Leaders in Thermal & Architectural Building Solutions

The InsulLiving™ system creates a complete building envelope, ensuring seamless thermal performance from roof to floor.

## Why Choose InsulLiving™?

### Features:

- Longer roof spans mean fewer internal beams, giving homeowners more open-plan living space
- Faster construction time with lightweight pre-finished panels
- Superior thermal performance
- Reduced on-site waste
- Designed for durability and weather resistance
- Made with BlueScope COLORBOND® steel
- Design flexibility to suit your clients' aspirations
- Pre-finished coloured panel or primed ready for render

### Benefits:



#### Simplified Construction:

- No sagging or warping over time, unlike traditional roofing materials
- Slip joint system for easily interconnecting panels
- Service ducts for electrical cabling data systems
- External walls are load bearing
- Compatible with gutters and downpipes
- Smooth ceilings without the need for plastering or painting
- Flexibility in choice of finishes



#### Energy Efficiency:

- Achieve up to 9-star energy ratings
- Lowering long-term costs for homeowners
- Stay cool in summer and warm in winter
- Achieve superior thermal performance with thinner walls, giving homeowners more floor space



#### Cost Savings:

- Optimised labour efficiency through faster installation
- Minimise building material
- Reduced on-site waste
- Fewer trades to coordinate

## Traditional Building Methods vs. InsulLiving™

Aspect	Traditional Method	InsulLiving™ System
Construction Time	Longer build times	Faster with prefinished panels
Labour Costs	Higher due to more trades	Lower with simplified installation
Energy Efficiency	Additional insulation required	Built in thermal performance
Material Waste	Higher on-site wastage	Reduced on-site waste
Compliance with NCC	Requires multiple adjustments	Exceeds NCC requirements
Energy Savings	Moderate	Significant savings
CodeMark Accredited		Yes
Transportation	Delivering multiple products to site means more trips and higher cost	Reduced transport cost to site

## Meeting and Exceeding National Standards

The National Construction Code (NCC) mandates that new homes achieve a minimum 7-star energy rating. The InsulLiving™ system makes compliance easy by providing built-in thermal performance and minimising energy loss and ensuring homes exceed regulatory standards without the addition of extra layers of insulation or thicker walls.





## How It Works:

InsulLiving™ system is comprised of load bearing insulated wall panels – InsulWall® fixed within proprietary bottom and top wall plates with SolarSpan® or InsulRoof® insulated roof panels fastened to the walls. The construction of a home using the InsulLiving™ system will drastically cut time and costs for builders as well as providing an exceptionally efficient energy rating.

The primer finished COLORBOND® steel used on the internal surface allows for setting, plastering and painting. If used on the external surface, it allows for rendering and painting. As the panels are modular in width significant savings can be made by the careful location of windows and doors to minimise waste.

Smart design maximises efficiency by aligning windows and doors with panel widths, allowing offcuts to be repurposed above and below openings – minimising waste and saving on materials.

Built-in service ducts within the edges of wall and roof panels streamline the installation of electrical and plumbing, reducing labour time and ensuring a clean, seamless finish.

This thoughtful approach benefits both homeowners and builders by cutting costs, improving sustainability, and delivering a high-quality, hassle-free build.

insuliving

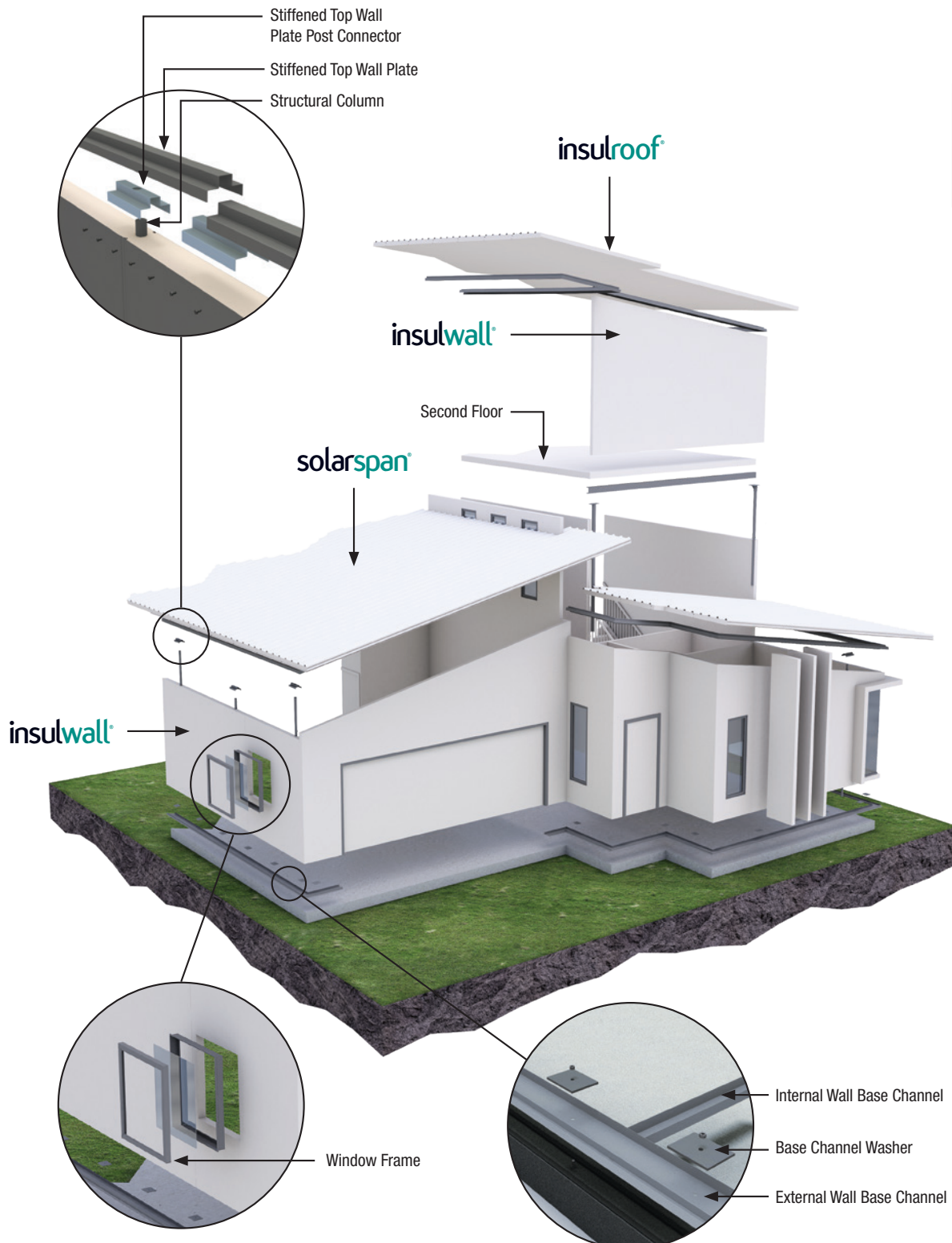
solarspan®

insulroof®

insulwall®

## InsulLiving™ Building System

Colorbond®





## SolarSpan® and InsulRoof® Roof Types

### Skillion roof

The simplest roof type for design and installation purposes would be the skillion roof. A skillion roof typically has a top and bottom overhand and screw fixed to the top wall plates and/or roof support beams. A skillion roof can be butted against an external or internal wall and supported by a receiver channel.



Skillion

### Gable roof

Gable roof configuration is well suited the InsulLiving™ system where the only requirements differing from skillion type roofs is the provision of a ridge beam or central wall to support the sheets at the apex.

Other roof styles are possible but can result in additional wastage and labour required.



Gable

Image: Sam Rogers

## SolarSpan® and InsulRoof® Installation

SolarSpan® and InsulRoof® panels up to 8.0m in length can be manually erected by a roofing crew on a low set single level dwelling. For higher installations, it is recommended that a mobile crane with the correct spreader bars or lifters be used. SolarSpan can achieve spans of up to 24 meters, while InsulRoof spans up to 12 meters, making them ideal for large, open designs with minimal structural support. To ensure efficient installation, a specially designed suction lifter will lift panels from the center, providing superior control and ease when handling longer spans. This method enhances safety, speeds up installation, and ensures a high-quality finish. This equipment is available for hire or purchase in some areas (speak with your local Bondor representative).

## Embrace the Future of Building: Move Beyond Traditional Methods with the InsulLiving™ System

The most dramatic benefits of the InsulLiving™ system are achieved by the builder. With this system, the entire house shell is erected without any framing, bricking or plasterboard.

Its time for a change to how Australian homes are built and the InsulLiving™ system offers the opportunity for the progressive builder to meet these changing requirements with an efficient and effective system that meets the aesthetic standards of the community. An InsulLiving™ home is a beautiful home, costing far less to build, in much less time and with ongoing savings to the homeowner.

### The Key Components of InsulLiving™

#### SolarSpan®

**Roof Profile:** Trapezoidal roof profile  
**Core:** EPS – FR  
**Core Thickness:** 50,75,100,125,150,175, 200mm  
**Length:** up to 24m  
**Ceiling Finish:** Smooth or VJ  
**Material:** Manufactured with BlueScope AM100 COLORBOND® steel  
**Colour Range:** available in a wide range of COLORBOND® colours to suit any design.

#### Available SolarSpan® Ceiling Profile

- Smooth
- VJ

#### InsulRoof®

**Profile:** Corrugated roof profile  
**Core:** SuperCore® EPS – FR PUR  
**Core Thickness:** 50,75,100,125,150,175, 200mm  
**Length:** up to 12m  
**Ceiling Finish:** Smooth or VJ  
**Material:** Made with BlueScope AM100 COLORBOND® steel  
**Colour Range:** available in a wide range of COLORBOND® colours to suit any design.

#### Available InsulRoof® Ceiling Profile

- Smooth
- VJ

#### InsulWall®

**External Profile:** Plain, VJ, Series 600 and Render Ready compatible with Dulux Acratex® render or texture coat  
**Core:** EPS-FR  
**External Core Thickness:** 140mm  
**Length:** up to 16m  
**External Colour Options:** Strictly Dulux® Acratex Coventry Course or pre-finished COLORBOND® colour  
**Internal Profile:** Plain compatible with Dulux® Wash & Wear  
**Internal Core Thickness:** 90mm  
**Material:** 0.6mm G300 prime coated BlueScope™ steel.

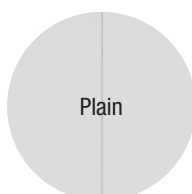
#### Available InsulWall® Internal Profile

- Plain
- VJ


#### Available InsulWall® External Profile

- Plain
- VJ
- Series 600 (MOQ)


Swatches  
of profiles



Plain



VJ



Series 600

## Integration of Services

The InsulLiving™ design concept brings together all essential home components to create an integrated, high-performance building system. Core utilities such as electrical, data and plumbing services are thoughtfully incorporated to streamline the construction and enhance the overall build process.

Structural and aesthetic elements including windows, doors, skylights, gutters, and downpipes, work together to enhance both function and visual appeal without compromising energy efficiency.

Each component is precisely engineered to work in harmony, simplifying installation and achieving a consistent, high-quality finish throughout the entire structure.

### Service ducts for electrical cabling



With the InsulLiving™ system, you'll build faster, smarter, and more sustainably delivering homes that meet today's standards and tomorrow's expectations.

## Start Building Smarter Today

Contact us today to learn how InsulLiving™ is ideal for a wide range of building types including but not limited to single and two storey homes, home extensions or renovations, granny flats, garden studios or multi-residential.

### QUEENSLAND

103 Ingram Road, Acacia Ridge QLD 4110  
Ph: (07) 3323 8500 Fax: (07) 3323 8501

### NEW SOUTH WALES

49-53 Newton Road, Wetherill Park NSW 2164  
Ph: (02) 9609 0888 Fax: (02) 9729 1114

### VICTORIA

6 Dunmore Drive, Truganina VIC 3029  
Ph: (03) 8326 8000 Fax: (03) 8326 8099

### SOUTH AUSTRALIA

70-72 Rundle Road, Salisbury South SA 5106  
Ph: (08) 8282 5000 Fax: (08) 8282 5099

### WESTERN AUSTRALIA

17 Gauge Circuit, Canning Vale WA 6155  
Ph: (08) 9256 0600 Fax: (08) 9256 0620

### TASMANIA

7 Connector Park Drive, Kings Meadows TAS 7249  
Ph: (03) 6335 8500 Fax: (03) 6335 8544



Click here to  
watch how  
InsulLiving™  
is constructed

## Act Locally, Think Globally

By building with InsulLiving™, you're supporting Australian manufacturing in every State while contributing to global sustainability efforts.

[www.insuliving.com.au](http://www.insuliving.com.au)

Metecno Pty Limited. ABN 44 096 402 934. The manufacturer reserves the right to change the specification without notice. Bondor®, BondorPanel™, CoolRoof®, DesignerWall™, EconoClad™, Equideck®, Equitilt®, Equitilt FlameGuard™, Equitilt FlameGuard™ Plus, InsulLiving™, InsulRoof®, InsulWall®, LuxeWall™, Metecno®, MetecnoInspire®, MetecnoKasset®, MetecnoPanel®, MetecnoSpan®, MetecnoTherm™, SecureLap®, SolarSpan®, SolarLap™ are trademarks of Metecno Pty Ltd. BlueScope, COLORBOND®, Intramax™ and colour names are trademarks of BlueScope Steel Limited. The colours shown in this publication have been reproduced to represent actual product colours as accurately as possible. However, given printing limitations, we recommend checking your chosen colour against an actual sample before placing orders. This advice is of a general nature only. Designers must provide for adequate structural performance and other Building Code requirements. This information is subject to change. Refer to Bondor® website for latest version. Consult Bondor® for your application. BONO209 InsulLiving Brochure v7 01/12/2025